
SALT LAKE CITY COUNCIL STAFF REPORT

DATE: April 3, 2007

SUBJECT: CDBG/ESG/HOME/HOPWA/ADDI Briefing

AFFECTED COUNCIL DISTRICTS: Citywide

STAFF REPORT BY: Jennifer Bruno, Budget & Policy Analyst

ADMINISTRATIVE DEPT. AND CONTACT PERSON: Housing and Neighborhood Development
LuAnn Clark

On Tuesday, March 13, 2007, the Mayor presented his recommended budgets for the use of the 2007-2008 Federally allocated Community Development Block Grant (CDBG), Emergency Shelter Grant (ESG), HOME Investment Partnerships Program (HOME), Housing Opportunities for People with AIDS (HOPWA), and American Dream Down payment Initiative (ADDI) monies. During his presentation, Council Members received a booklet that showed each project that applied for funding, the funding request, the funding level recommended by the Community Development CIP Advisory Board (CDCIP), and the Mayor's recommended funding level. Council Members also received descriptions for each project.

Salt Lake City's funding level for fiscal year July 1, 2007 to June 30, 2008 represents a .1 percent increase (\$4,265) from the current fiscal year, following a 9.5 percent reduction the previous fiscal year.

On March 20, 2007, the Council held a public hearing on the Mayor's Recommended CDBG, ESG, HOME, ADDI and HOPWA budgets. Briefings with the Council on the Mayor's Recommended CDBG, ESG, HOME, HOPWA, and ADDI budgets are tentatively scheduled for April 3, April 10, and April 17. The Council may wish to consider approving the budgets, with any desired revisions, on April 17, as the Administration will need to prepare a final document to submit to the US Department of Housing and Urban Development. The Council has the option of approving the budgets prior to April 17 if the discussions and briefings have concluded.

OPTIONS

The Council may wish to identify its funding priorities and make tentative adjustments to the Mayor's recommendation if the Council's priorities are different than those recommended by the Mayor, and after public input is received at the public hearing. All correspondence and comments that the Council Office received have been forwarded to Council Members for review.

POLICY CONSIDERATIONS

The City Council has the following policies with respect to the CDBG, ESG, HOME, and HOPWA programs. The Council may wish to reevaluate its policies to reaffirm or revise them.

1. The Council will not consider awarding CDBG, ESG, HOME or HOPWA funding to any organization unless an application for funding was received. This allows the City to meet federal requirements that all programs/projects funded are the subject of a public participation process.
2. Due to limitations of future CDBG funds by the federal government, it is the intent of the City Council that administrative and operational support not be increased for existing programs and not be provided to new programs absent extenuating circumstances.
3. It is the intent of the City Council to only consider CDBG-eligible projects and programs located within the City's jurisdictional limits for funding.

During prior-year briefings on the Council's CDBG, ESG, HOME and HOPWA policies, Council Members raised several policy issues.

1. During last year's budget process the Council expressed an interest in giving priority to projects that have been identified for CDBG funding in the recently adopted 10 Year Capital Improvement Plan. This statement could be added to the other policy statements see Page 8 for this list of projects.
2. Council Members had expressed a concern that CDBG projects are funded for design, but never get funded for construction. Aside from the two street design requests (neither of which were recommended to be funded), and the public services category, all of the CDBG funding request are for "bricks and mortar" construction/renovation projects.
3. Council Members expressed an interest in knowing what percentage of the recommended budget was allocated to administration or operating costs, versus one-time "bricks and mortar" or capital projects. By CDBG statute, no more than 15% of the grant allocated to Salt Lake City, can go towards the "Public Service" category (for salaries and administration activities).
4. Council Members indicated a desire to know which projects submitted by City departments were also on the City's inventory of capital needs. Historically, when CIP projects fall in CDBG-eligible areas, City departments have applied for CDBG funding. If funding was not awarded, those projects then competed for funding within the annual CIP budget. There are multiple instances of projects that have been generally identified in the newly-adopted CIP 10 Year plan. These projects are identified on Page 8 of this staff report.
5. Council Members raised some questions about CDBG allocations being used to fund projects submitted by City departments rather than from community or neighborhood groups. There is no requirement or restriction from HUD regarding the allocation of CDBG dollars to projects initiated by the administering agency. CDBG funding could be considered a way to augment the City's dwindling resources in order to accomplish community goals and objectives. The Council may wish to revisit the practice of funding City-initiated projects if this practice is of concern to Council Members.
6. Council Members asked whether the Council could commit multi-year funding in order to finance large projects. While a current Council cannot legally bind a future Council by appropriating future CDBG allocations (and because annual CDBG allocations are dependent on the Federal budget), the Council has some tools with which to plan for the

financing of major projects. First, the Council can indicate its intent, which is not binding, to fund a project over a period of years. The Council did this in 1998 and 1999 with the construction of the Central City Senior Center, funding half of the project in 1998 and half of the project in 1999. The City simply “holds” the first allocation until the entire budget is appropriated for construction. Second, the Council can utilize Section 108 loans to fund large CDBG-eligible projects. A Section 108 loan is similar to Motor Fuel Excise Tax (MFET) bonding, in that it borrows against future CDBG allocations, like the City has borrowed against future Class C allocations. The City must be able to prove that the City could finance the project and pay back the loan in the event that future CDBG funding became limited.

The Council and Administration utilized this funding mechanism in 1989 in order to purchase a property (the Canterbury Apartments) for the non-profit arm of the Salt Lake City Housing Authority, as they were at risk of defaulting on some bonds, which they used to purchase some rental properties. The purchase of the building was deemed to be in keeping with the community development and housing objectives of the CDBG program. In this instance, the City borrowed against a portion of 5 years of future CDBG funding, purchased the Canterbury and financed repairs at the Ben Albert Apartments. The rents from the Canterbury and CDBG funds were used to pay off the Section 108 loan. The properties have now been deeded by the City to the Housing Authority, who will begin (in 2006) to pay the City back, over a period of 10 years, for a portion of the original loan.

The City made this policy decision for two purposes: 1) to contribute to community housing development; and 2) to solidify the CDC’s bond situation, since to default would have reflected negatively on the City’s bonding ability.

ANALYSIS

The following information is a brief summary of the proposed 33rd Year CDBG, ESG, HOME, and HOPWA budgets. The summary includes an analysis of the recommended budgets and indicates where the proposed budgets differ from previous budgets or may not be consistent with previous policy directives adopted by the Council. Council staff has attached the 33rd Year CDBG, ESG, HOME, and HOPWA recommendations that were provided during the Mayor’s address, as well as a comprehensive description of each project that applied for funding.

Community Development Block Grant Program -

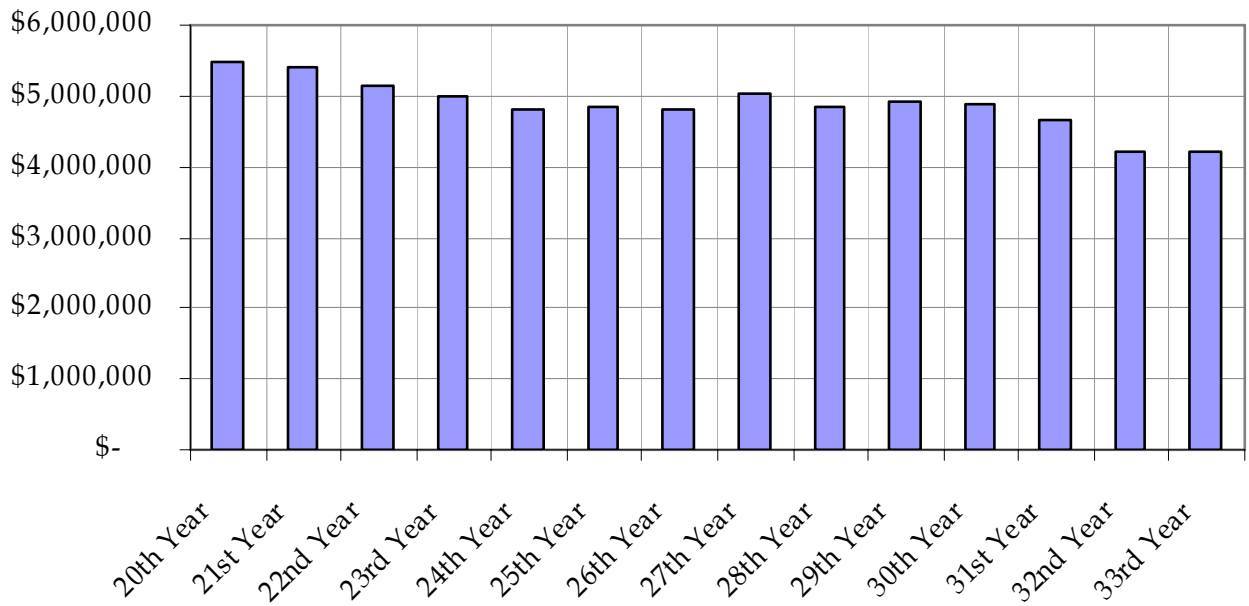
The Administration received applications for \$7,036,772 in 33rd Year CDBG funding (down 35% from \$10,833,563 in the 32nd Year). HUD awarded Salt Lake City \$4,211,888 in 33rd Year CDBG funding, an increase of \$4,265 (.1 percent) from the last fiscal year. The Administration is proposing to augment HUD’s award with \$518,468 in funding reallocated from prior years for a total budget of \$4,730,356. The difference between funding requested and funding that can be allocated in this funding cycle is \$2.3 million (down from a \$6.1 million shortfall in the 32nd year).

The total funding grant amount awarded and allocated over the past ten years is as follows:

- 33rd Year (07-08) \$4,211,888 (+ \$518,468 reallocated = \$4,730,356)
- 32nd Year (06-07) \$4,207,623 (+ \$523,361 reallocated = \$4,730,984)
- 31st Year (05-06) \$4,649,907 (+ \$378,138 reallocated = \$5,028,045)
- 30th Year (04-05) \$4,891,000 (+ \$400,000 reallocated = \$5,291,000)

- 29th Year (03-04) \$4,937,000 (+ \$198,465 reallocated = \$5,135,465)
- 28th Year (02-03) \$4,854,000 (+ \$163,800 reallocated = \$5,017,800)
- 27th Year (01-02) \$5,031,000 (+ \$300,000 reallocated = \$5,331,000)
- 26th Year (00-01) \$4,791,000 (+ \$249,279 reallocated = \$5,040,279)
- 25th Year (99-00) \$4,840,000 (+ \$150,000 reallocated = \$4,990,000)
- 24th Year (98-99) \$4,810,000
- 23rd Year (97-98) \$4,999,000 (+ \$220,000 reallocated = \$5,219,000)
- 22nd Year (96-97) \$5,145,000

CDBG Historic Funding Levels



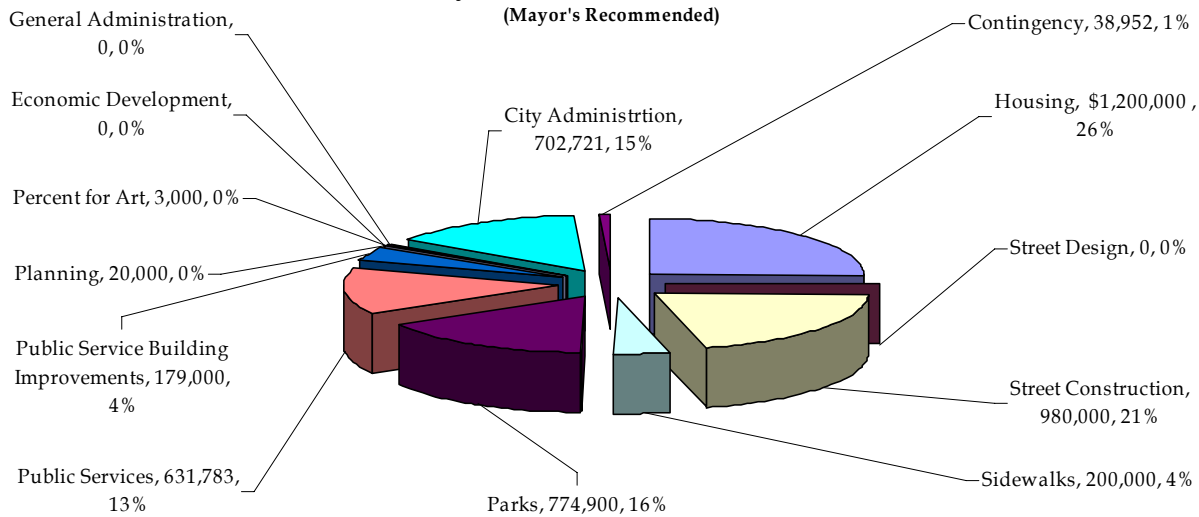
The CDBG budget is divided into the major categories. A comparison of overall proposed funding for each category is as follows:

Summary - CDBG Allocation - FY 06-07

	32 nd Year Adopted (2006-07)	33 rd Year Applications (2007-08)	33 rd Year CDCIP* Recommendations	33 rd Year Mayor Recommendations
Housing	\$ 1,280,000	\$ 1,485,000	\$ 1,200,000	\$ 1,200,000
Street Design	-0-	199,000	0	0
Street Construction	751,129	1,202,000	980,000	980,000
Sidewalks	300,000	400,000	260,305	200,000
Parks	687,600	1,104,900	739,900	774,900
Public Services	631,143	1,099,711	619,027	631,783
Public Service Building Improvements	224,547	581,640	191,000	179,000
Economic Development	-0-	115,000	0	0
Planning	118,550	42,200	3,200	20,000
Percent for Art	5,000	3,000	3,000	3,000
General Administration	-0-	21,600	0	0
City Administration	702,721	702,721	702,721	702,721
Contingency	30,294	80,000	31,203	38,952
Total Recommended	\$ 4,730,984	\$ 7,036,772	\$ 4,730,356	\$ 4,730,356

*Community Development CIP Advisory Committee

**Summary - CDBG Allocation - FY 07-08
(Mayor's Recommended)**



The following synopsis details the major changes between the 32nd Year Adopted and 33rd Year Recommended CDBG budget by funding category.

Housing

The City received six applications for housing-related projects in the 33rd Year CDBG funding for a total amount of \$1,485,000. The Mayor and CDCIP did not differ in any other recommended funding amounts.

All of the organizations that received CDBG Housing category funding in the 32nd Year and requested funding in the 33rd Year are recommended for funding in the 32nd Year, except one. The Community Development Corporation's Property Purchase and Rehabilitation program requested \$200,000 for the purchase and rehab of two properties for affordable housing (#3). Neither CDCIP nor the Mayor recommended funding this request. The Council may wish to revisit this funding recommendation and discuss further given recent goals and discussions had by the Redevelopment Agency Board of Directors. The CDC did receive a funding recommendation for \$70,000 for program support (#2).

Street Design

Two applications were received for street design projects for a total amount of \$199,000. Neither CDCIP nor the Administration recommended any funding for street design proposals.

Street Construction

The City received three applications totaling \$1,202,000 for this category, which funds construction of street improvements in CDBG-eligible areas. The Mayor agreed with CDCIP's recommendations in all cases, for a total of \$980,000 in funding (for two of the three projects). The recently adopted 10 Year CIP plan contemplates an estimated \$2,000,000 per year for local street reconstruction - for non-specified local streets. Engineering submits funding requests for both CIP and CDBG processes in order of need.

Sidewalks

The recently adopted CIP 10 Year Plan includes \$900,000 per year in sidewalk replacement (to be matched with \$700,000 per year in Special Improvement District funds). The application for CDBG-funded sidewalk replacement this year was for \$400,000. CDCIP recommended funding in the amount of \$260,305 and the Mayor recommended funding in the amount of \$200,000.

Parks

There are seven requests for park category funding for a total of \$1.1 million. CDCIP is recommending \$739,900 and the Mayor is recommending \$774,900. CDCIP and the Mayor recommended full funding for all projects but #3, Glendale Park Improvements. #5 Cottonwood Park Playground was recommended for partial funding (Engineering and Design) by the Mayor, and no funding by CDCIP.

Public Services

The Administration received applications from thirty-five organizations for a total of \$1,099,711. According to HUD guidelines, the maximum amount that can be spent per year on public services expenses is 15% of the total award, plus program income. The amount recommended by the Mayor meets the 15% cap, at \$631,783. The Council may reallocate funding among the public services requests, but will not be able to fund over this 15% cap.

The "Public Services" category includes requests from agencies and organizations for operational or administrative support for programs that provide community services. While federal Community Development Block Grant regulations allow a certain amount of funds to be spent for the expansion and improvement of community services, the original intent of the

program was to revitalize neighborhoods. Past Councils have maintained a policy not to increase administrative or operational funding for existing programs or to grant operational funding for new programs absent extenuating circumstances. This decision has been in consideration of the program's original intent and in light of limited CDBG funding from the federal government.

In a few instances, the Mayor and CDAC have recommended that agencies receive increased operational and administrative funding, and have indicated that these recommendations were based on extenuating circumstances. The Council may wish to note that cost of living or inflationary increases have not been considered into CDBG funding allocations within recent years. The Council may also wish to note that some of the funding requests within this category are for equipment and supplies, which could be considered more of a capital item than administrative or operating item (machines, vehicles, computers, printers, etc).

The Council may wish to note that with the exception of the Big Brothers Big Sisters of Utah (School-based Mentoring Program), Kostopulous Dream Foundation Summer Recreation Programs, Literacy Action Center, and the YWCA (Residential Self-Sufficiency Program), all of the CDCIP and Mayor's recommendations (other than exact funding levels) are consistent. Most of the Mayor's funding recommendations differ with CDCIP's with regard to new organizations to the CDBG process. The following are new groups that the Mayor has recommended funding, though they have not been funded by CDBG in previous years: Big Brothers Big Sisters of Utah (School-based Mentoring Program) and the YWCA (Residential Self-Sufficiency Program).

Public Services Building Improvements

The Administration received twelve applications for Public Services Building Improvements totaling \$581,640 from ten organizations. CDCIP has recommended funding \$191,000 of these requests. The Mayor has recommended funding \$179,000 of these requests.

The Council may wish to note that with the exception of the Odyssey House, Salvation Army and the Volunteers of America Adult Detox Center, all of the CDCIP and Mayor's recommendations (other than exact funding levels) are consistent.

Economic Development

One application for \$115,000 was submitted by SLC Economic Development Department for funding for design and construction grants for façade renovation projects for eligible businesses within CDBG-eligible area "commercial nodes." Grants are \$10,000 and recipients must provide a dollar-for-dollar match. Neither the Mayor nor CDCIP recommended funding this request.

Street Lights/Urban Amenities

Last year the Council decided to hold off on any further CDBG lighting funding until a city-wide Streetlighting Policy is adopted, providing the Administration and the Council guidelines by which to judge and compare neighborhood requests for streetlighting. The policy would also lay out a standard procedure for financing the streetlighting construction and ongoing costs (neighborhood share of the costs vs. city share of the costs). It is Council staff's understanding that the Administration is currently finalizing this policy. We understand it will be advanced for Council consideration in the coming weeks.

Planning

There were four applications for a total of \$42,200 for CDBG funding consideration within this category. Two of the applications involve formatting and printing of Master Plans (the Euclid Small Area Plan and the West Salt Lake Community Master Plan). Additionally, there is a request for a second phase Historic Survey for the Liberty Wells Community. The Council funded phase 1 of the survey last year (\$28,550). The Administration had indicated that a completed Phase 1 level survey would provide more information about how much an intensive-level survey would cost. The Phase 1 level survey is not yet complete, but should be completed in the coming months. CDCIP is recommending funding for one project - #2, Homeless Point-in-Time Street Count (a new request). The Mayor is recommending funding for one project - #1, Historic District Classification Survey - Liberty Wells Community Council.

Percent for Art

The percent for art budget recommended by CDCIP and the Mayor is \$3,000. For the last two years the Council has allocated more than this (\$5,000 in FY 07 and \$6,000 in FY 06). Before FY 06 however, \$3,000 was the amount funded by the Council on a consistent basis.

Administration (General/City)

This year there was one application for General Administration funding, submitted by SLC HAND to provide grants for Community Councils to fund costs associated with community outreach. Neither the Mayor nor CDCIP recommended funding for this request. City Staff has indicated that Community Councils have not approached HAND in recent years with an interest in pursuing these grants. The Council did not fund this request in the last funding cycle.

For City Administration requests, both CDAC and the Mayor have recommended the full requested amount of \$702,721.

Contingency

The 33rd Year contingency budget is proposed to be \$80,000. Both the Mayor and CDAC have recommended reducing this proposed amount. The Council approved \$80,000 in 30th Year contingency, but approved \$30,000 in the 32nd year, upon assurances from the Administration that this would not in any way put the overall program at risk. The Mayor is proposing to fund this in the amount of \$38,952.

10 YEAR PLAN-RELATED PROJECTS:

The following are projects identified in the CIP 10 Year Plan that are have funding requests for the current year's CDBG cycle:

1. \$300,000 - ADA Physical Access Ramps (Street Construction, #1) - The 10 Year Plan recommends \$400,000 per year to address this issue. However it lists the funding source as "General Fund" (meaning CIP) and not CDBG. Both CDCIP and the Mayor recommended funding this request in full.
2. \$680,000 Redwood Drive Street Reconstruction (Street Construction, #2) - The 10 Year Plan does not identify this street specifically, but does recommend \$2 million per year in "Local Street Reconstruction," from CIP or CDBG sources. The request from SLC Engineering was for \$740,000. Both CDCIP and the Mayor recommended funding \$680,000.

3. \$200,000 – Sidewalk Replacement Program (Sidewalks, #1) – The 10 Year plan recommends \$900,000 per year from “General Fund” to address Deteriorated Sidewalk Replacement. The request from SLC Engineering was for \$400,000. CDCIP recommended funding \$260,305, and the Mayor recommended funding \$200,000.
4. \$150,000 – 1700 South Jordan River Park Parking Lot (Parks, #4) – This project was partially funded in FY 04/05. The CIP 10 Year Plan recommends \$150,000 in FY 06-07 for completion of the project from General Fund. Both CDCIP and the Mayor recommended funding this request in full.
5. \$215,000 – Cottonwood Park Playground (Parks, #5) – The 10 Year Plan recommends funding for this project (replacing playground equipment for ADA Compliance) in FY 07-08 for \$179,100. CDCIP did not recommend funding this request. The Mayor recommending funding the engineering and design portion of this request (\$35,000).
6. \$400,000 - Glendale Park Tennis Court Improvements (Parks, #6) – The 10 Year Plan recommends funding for this project, reconstructing four tennis courts in Glendale Park, in FY 06-07 in the amount of \$322,000. Both CDCIP and the Mayor recommended funding this request in full.
 - a. Staff note: there is an additional request regarding Glendale Park Tennis Courts, submitted by a community group, that is requesting the opposite of what is recommended by SLC Engineering. It is Parks #3, for \$150,000 – Glendale Park Tennis Court Improvements. This request is from a community group called the “South Pacific Island Association.” They are requesting that the City remove four of the deteriorated tennis courts in Glendale park and replace them with restrooms and parking.
 - b. The Administration has indicated that through conversations with other groups in the Glendale community, there is not a consensus that these four deteriorated tennis courts be removed. Most indicate that there is still a strong demand for tennis courts in the area, and agree that they should be reconstructed and not removed.
7. \$20,000 – Tree Planting (Parks, #7)– The 10 Year Plan recommends \$20,000 per year from General Fund for tree planting, to replace old and deteriorating trees within City parks. Both CDCIP and the Mayor recommended funding this request in full.

Emergency Shelter Grant Program (ESG) –

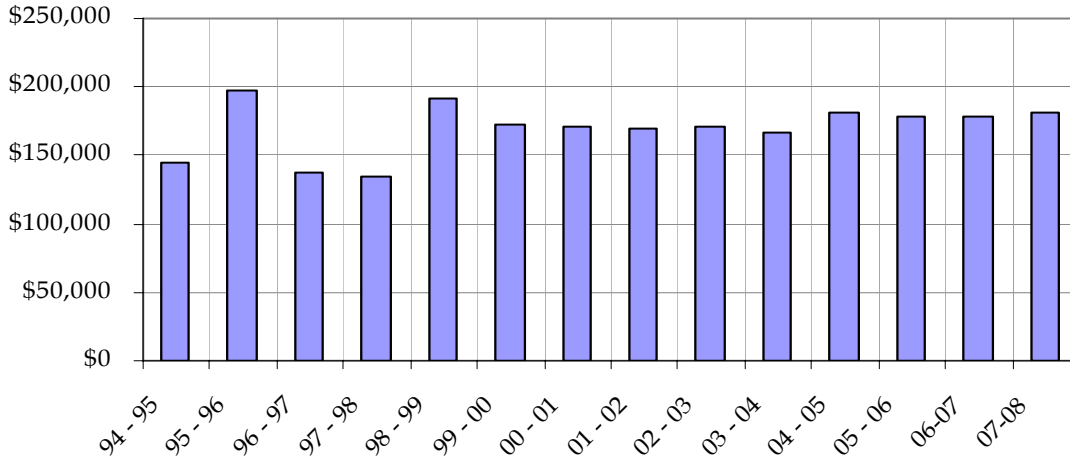
This program is designed to improve the quality of existing emergency homeless shelters, make available additional emergency shelters, meet the costs of shelter operation and provide certain essential social services to the homeless.

The Administration received applications for \$203,500 in ESG funding from nine organizations. The City will receive \$181,476 from the Federal Department of Housing and Urban Development this year (a 1.5% increase from the previous year). Total funding for past ten years is as follows:

- 33rd year (07-08) \$181,476
- 32nd Year (06-07) \$178,855
- 31st Year (05-06) \$178,884

- 30th Year (04-05) \$180,593
- 29th Year (03-04) \$166,000
- 28th Year (02-03) \$171,000
- 27th Year (01-02) \$169,000
- 26th Year (00-01) \$171,000
- 25th Year (99-00) \$172,000
- 24th Year (98-99) \$191,000
- 23rd Year (97-98) \$134,000

ESG Funding Levels



A limited number of agencies in Salt Lake City operate programs that are eligible for ESG funding. Both CDAC and the Mayor recommended funding for all applicants. The Administration and staff can brief the Council on the programs and the intended uses of the funds, during the work session.

Home Investment Partnerships Program (HOME) -

The purpose of the HOME program is to provide funding for the expansion of decent, safe, sanitary and affordable housing for very low-income people. Total HOME funding over the past thirteen years is as follows:

- Year 07-08 \$1,279,714 (+\$361,596 reallocated = \$1,641,310)
- Year 06-07 \$1,292,136 (+\$370,000 reallocated = \$1,662,136)
- Year 05-06 \$1,373,848 (+\$14,015 reallocated = \$1,387,863)
- Year 04-05 \$1,455,036
- Year 03-04 \$1,453,020
- Year 02-03 \$1,354,000
- Year 01-02 \$1,350,000
- Year 00-01 \$1,215,000
- Year 99-00 \$1,209,000 (+ \$151,800 reallocated = \$1,360,800)
- Year 98-99 \$1,122,000
- Year 97-98 \$1,046,000
- Year 96-97 \$1,071,000
- Year 95-96 \$1,048,000

The City received HOME applications totaling \$1,672,971 from six agencies. The City will receive \$1,279,714 from HUD this year in HOME funds, to combine with \$361,596 in reallocated funds, for a total funding amount available of \$1,641,310 (a \$20,826 decrease from last year's total available funds). The Administration and staff can brief the Council on the programs and the intended uses of the funds, during the work session.

- In a related issue, the CDC is requesting that their current contract be amended to increase their maximum down payment assistance from \$5,000 to \$10,000 in order to respond to the rising home costs in Salt Lake City (they are also requesting that this change be reflected in their pending CDBG application). This request is not for an increase in the amount of funds the CDC will receive from the City, but rather the amount that can be offered to each first time homebuyer. The CDC has provided more information to City staff justifying this increase. If Council would like to review this information, staff can provide it.
- The current City policy has been not to make changes on funding applications after the funds have been approved. However, due to the difficulties the CDC is experiencing in using these funds, **the Administration is requesting the Council consider this proposal.**

Housing Opportunities for Persons with AIDS (HOPWA) -

The purpose of the HOPWA program is to provide housing assistance and supportive services for low-income persons with HIV/AIDS and their families. The HOPWA Grant program provides assistance through formula allocations to eligible States and metropolitan areas. The Salt Lake City/Ogden Metropolitan Statistical Area (MSA) has qualified to receive funding from year 2007-2008 due to the number of HIV/AIDS cases in the MSA. The grant amount this year is \$346,000 combined with an additional \$31,632 in available carry-over funds, for a total of \$377,632. The grant amount last year was \$353,000, combined with \$2,554 in available funds, for a total of \$355,554. This year's grant amount represents a \$7,000 decrease.

The City participates on a Statewide HIV/AIDS Housing Steering Committee to ensure all applications are consistent with the needs identified in the strategy for the MSA. The Steering Committee updated the State HIV/AIDS housing Plan in June 2001, with revisions planned for this year. The City has also met with all entities within the MSA to coordinate their recommendations and determine the services needed in their areas, as well as how best to perform community outreach.

There were ten requests for \$440,850 in funding. The Mayor and Housing Trust Fund Advisory Board recommended funding all but one request (#8, U of U Infections Disease Clinic 1a, which was a new request). The Administration and staff can brief the Council on the programs and the intended uses of the funds, during the work session.

American Dream Downpayment Initiative (ADDI) -

The American Dream Downpayment Initiative (ADDI) was a new federal program in 2004. ADDI aims to increase the homeownership rate, especially among lower income and minority households, and to revitalize and stabilize communities.

The total grant allocation for this program for FY 07-08 is \$27,341. There were two applications for this program, totaling \$125,000. The Housing Trust Fund Advisory Board and the Mayor both recommended funding both requests (albeit at smaller amounts).

➤ **BACKGROUND**

The annual appropriations of CDBG, ESG, HOME, HOPWA, and now ADDI are distributed to Salt Lake City by the U.S. Department of Housing and Urban Development (HUD). In 1995, Salt Lake City submitted a five-year consolidated plan for the CDBG, ESG and HOME programs, which defined how Salt Lake City planned to use its housing and community development resources to meet policy objectives. Each year the Mayor proposes a one-year action plan, or budget for these programs, and reports on the past year's accomplishments in a Consolidated Annual Performance and Evaluation Report (CAPER). The City Council then makes the changes deemed necessary and finalizes the one-year action plan for submission to the U.S. Department of Housing and Urban Development (HUD).

In FY2000-2001, and again in FY 2005-2006, a new five-year consolidated plan was prepared by the City and adopted by the Council for submission to HUD, in addition to the one-year budget for each program. The Consolidated Plan is available for review by Council Members.

cc: Cindy Gust-Jenson, Lyn Creswell, Louis Zunguze, George Shaw, Luann Clark, Greg Johnson, Sherri Collins, Janice Jardine, Lehua Weaver, Sylvia Jones, Gary Mumford, Steve Fawcett and Gordon Hoskins

File Location: Budget/08 Budget/CDBG - 08 - staffreport

SALT LAKE CITY CDBG PROGRAM
FUNDING RECOMMENDATIONS FOR 33RD YEAR (2007-08)

#	APPLICANT NAME PROJECT NAME	PROJECT DESCRIPTION	PREVIOUS GRANTS		REQUEST AMOUNT	FUNDING RECOMMENDATIONS		
			YEAR	AMOUNT		CDCIP	MAYOR	COUNCIL
HOUSING								
1	ASSIST Inc Emergency Home Repair and Accessibility & Community Design City-wide	Operational support and funds to provide emergency home repair and design to eligible low income residents. Repairs include plumbing, heating & electrical, leaking roofs, etc.	32nd 31st 30th 29th 28th Others Total	350,000 350,000 350,000 325,000 325,000 4,417,500 6,117,500	350,000	350,000	350,000	
2	Community Development Corporation Program support City-wide	Operational support for program that provides affordable housing. Services include homebuyer education and counseling; downpayment assistance grants; and purchase & rehab of existing housing units and new construction.	32nd 31st 30th 29th 28th Others Total	70,000 70,000 70,000 75,000 70,000 979,147 1,334,147	100,000	70,000	70,000	
3	Community Development Corporation Property Purchase & Rehabilitation Income eligible census tracts	Purchase or rehabilitate two properties for affordable housing.	32nd 31st 30th 29th 28th 27th Total	75,000 75,000 125,000 150,000 170,000 100,000 695,000	200,000	0	0	
4	Housing and Neighborhood Development Division Low and Moderate Income Housing Rehabilitation Income eligible census tracts	Operational support and funds to provide residential rehabilitation to bring properties up to housing code standards, provide financial assistance and emergency repairs in eligible areas or for income eligible residents. Staff for construction management of PSBI projects.	32nd 31st 30th 29th 28th Others Total	600,000 600,000 600,000 600,000 550,000 11,302,995 14,252,995	600,000	600,000	600,000	
5	SL Neighborhood Housing Services Revolving Loan Fund Westside neighborhoods	Operational supports and construction funds to provide low-interest loans to people who may not qualify for a traditional bank mortgage. Funds also used for blended mortgages, home improvement loans and rehabilitation projects.	32nd 31st 30th 29th 28th Others Total	100,000 100,000 100,000 100,000 75,000 1,055,000 1,530,000	150,000	100,000	100,000	

SALT LAKE CITY CDBG PROGRAM
 FUNDING RECOMMENDATIONS FOR 33RD YEAR (2007-08)

#	APPLICANT NAME PROJECT NAME	PROJECT DESCRIPTION	PREVIOUS GRANTS		REQUEST AMOUNT	FUNDING RECOMMENDATIONS		
			YEAR	AMOUNT		CDCIP	MAYOR	COUNCIL
6	Services for Seniors (formerly LifeCare) Home Repair Project Citywide	Operational support of agency that provides minor home repairs for very low income seniors & disabled citizens. Repairs include accessibility modifications, repairs to furnaces & swamp coolers, minor plumbing, electrical & painting.	32nd	80,000	85,000	80,000	80,000	
			31st	76,000				
			30th	76,000				
			29th	55,000				
			28th	30,000				
			Others	186,500				
			Total	503,500				
6		Housing Total			1,485,000	1,200,000	1,200,000	0
		Percent of Total			35.3%	28.5%	28.5%	0

STREET DESIGN								
1	Euclid Avenue Street Design 1000 West between Euclid Ave. & 200 South NHS	Funding for design and construction of street improvements to 1000 West and Euclid Ave., including installation of curb, gutter, sidewalk and alley approaches for area targeted by NHS for revitalization. City Engineering's cost estimate: \$111,000	New		111,000	0	0	
2	Bell, Burbank, & Mission Street Design Bell: 1465 West to 1510 West Burbank: 1435 West to 1490 West Mission: 1165 South to 1300 South Glendale Community Council City Engineering	Funding for design and engineering for reconstruction of Bell Avenue, Burbank Avenue and Mission Road. Improvements to include street reconstruction, curb, gutter, sidewalk, street lighting, park strip landscaping and storm drain improvements. Bell construction cost estimate: \$230,000 Burbank construction cost estimate: \$ 290,000 Mission construction cost estimate: \$401,000	New		88,000	0	0	
2		Street Design Total			199,000	0	0	0
		Percent of Total			4.7%	0.0%	0.0%	0

STREET CONSTRUCTION								
1	Physical Access Ramps City-wide SLC Engineering	Construct access ramps at street corners in eligible areas for individuals who use wheelchairs, strollers, walkers, canes, etc. for ADA compliance. Requested amount would fund 103 ramps. Construction - \$257,290 Design & Engineering - \$42,710	32nd 31st 30th 29th 28th Others Total	345,450 304,558 300,000 200,000 200,000 578,720 1,928,728	300,000	300,000	300,000	

SALT LAKE CITY CDBG PROGRAM
 FUNDING RECOMMENDATIONS FOR 33RD YEAR (2007-08)

#	APPLICANT NAME PROJECT NAME	PROJECT DESCRIPTION	PREVIOUS GRANTS		REQUEST AMOUNT	FUNDING RECOMMENDATIONS		
			YEAR	AMOUNT		CDCIP	MAYOR	COUNCIL
2	Redwood Drive Street Reconstruction Redwood Drive: Montgomery to 1300 South SLC Engineering	Reconstruction of Redwood Drive, to include street resurfacing, curb, gutter, sidewalk, street lights, parkstrip landscaping, and storm drain improvements. 31st Year was for design & engineering combined with Dale Ave. Street lighting= \$48,000, which includes \$24,960 for underground conduit. Inspection & administration= \$74,000	31st	56,000	740,000	680,000	680,000	
3	Dale Avenue Street Reconstruction Dale Ave: Redwood Drive to Glendale Drive	Reconstruction of Dale Avenue, to include street resurfacing, curb, gutter, sidewalk, street lights, parkstrip landscaping, and storm drain improvements. 31st Year was for design & engineering combined with Redwood Drive. Street lighting= \$12,000, which includes \$6,240 for underground conduit. Inspection & administration= \$17,000	31st	56,000	162,000	0	0	
3		Street Construction Total			1,202,000	980,000	980,000	0
		Percent of Total			28.5%	23.3%	23.3%	0

SIDEWALKS								
1	Sidewalk Replacement Program City-wide in eligible areas SLC Engineering	Replace deteriorated and defective sidewalk in CDBG eligible areas to improve pedestrian access and safety. Design & Administration - \$56,950	32nd 31st 30th 29th 28th Others Total	300,000 300,000 240,696 200,000 200,000 3,797,106 5,037,802	400,000	260,305	200,000	
1		Sidewalks Total			400,000	260,305	200,000	0
		Percent of Total			9.5%	6.2%	4.7%	0

SALT LAKE CITY CDBG PROGRAM
FUNDING RECOMMENDATIONS FOR 33RD YEAR (2007-08)

#	APPLICANT NAME PROJECT NAME	PROJECT DESCRIPTION	PREVIOUS GRANTS		REQUEST AMOUNT	FUNDING RECOMMENDATIONS		
			YEAR	AMOUNT		CDCIP	MAYOR	COUNCIL
PARKS								
1	Jordan Meadows Community Park 400 North & 1900 West Jordan Meadow Comm. Council	Funding for design and improvements for a new neighborhood park to be built on City-owned land (2.4 acres) at 400 North & 1900 West.	New		35,000	35,000	35,000	
2	Officer Heaps Memorial Park 1300 South & 300 East Liberty Wells Comm. Council	Purchase property at the southeast corner of 1300 South & 300 East for the purpose of a new neighborhood park. Open Space grant application submitted to fund half of cost of purchase.	New		134,900	134,900	134,900	
3	Glendale Park Improvements 1400 West 1700 South South Pacific Island Assn.	Remove four existing deteriorated tennis courts in Glendale Park and replace with restrooms, parking, lighting for existing tennis courts and playground.	New		150,000	0	0	
4	1700 South Jordan River Park Parking Lot 1700 South 1150 West SLC Engineering	Remove and reconstruct existing parking lot to make it more accessible. Reconfigure the landscape, sidewalks, irrigation system and drainage. 30th Year funds were for design and partial construction	30th	100,000	150,000	150,000	150,000	
5	Cottonwood Park Playground 300 North 1600 West SLC Engineering	Replace old playground equipment with ADA equipment and make necessary adjustments to sidewalks, irrigation systems and grading, including sod and plantings. Construction= \$180,000 Engineering & design = \$35,000	New		215,000	0	35,000	
6	Glendale Park - Tennis Courts 1700 South 1400 West SLC Engineering	Reconstruct four existing tennis courts in Glendale Park, to include surface, nets and posts, underground conduit for future lights, adjust irrigation systems, and provide new benches. 30th Year funds were for 4 other tennis courts in park. Engineering & design - \$70,000	30th	240,000	400,000	400,000	400,000	
7	Tree Plantings Eligible City parks SLC Engineering	Funds to install new trees in eligible City parks, including the removal of existing deteriorated trees.	New		20,000	20,000	20,000	
7		Parks Total Percent of Total			1,104,900 26.2%	739,900 17.6%	774,900 18.4%	0 0

SALT LAKE CITY CDBG PROGRAM
FUNDING RECOMMENDATIONS FOR 33RD YEAR (2007-08)

#	APPLICANT NAME PROJECT NAME	PROJECT DESCRIPTION	PREVIOUS GRANTS		REQUEST AMOUNT	FUNDING RECOMMENDATIONS		
			YEAR	AMOUNT		CDCIP	MAYOR	COUNCIL
PUBLIC SERVICES								
1	Bad Dog Rediscovered America Art Instruction Outreach 35 South 600 West, SLC	Salaries & benefits for agency staff, insurance and printing press for program that provides after-school art outreach to 5th and 6th graders at Backman (1500 W 600 North) and Jackson (750 W 200 N) Elementary schools.	32nd	5,000	8,000	5,000	5,000	
2	Big Brothers Big Sisters of Utah School-based Mentoring Program 151 E 5600 South	Salaries, benefits and mileage for agency staff for a program that provides school-based mentoring program at Bennion, Jackson and Washington Elementary schools.	New		10,000	0	10,000	
3	Boys & Girls Clubs of GSL Capitol West Club 567 West 300 North, SLC	Salaries and benefits for agency staff for after-school program that provides core Club activities to area youth who are low income at-risk children.	32nd 31st 30th 29th 28th Others Total	30,000 30,000 34,000 34,000 34,000 446,000 608,000	36,540	30,000	30,000	
4	Boys & Girls Clubs of GSL Youth With a Voice 464 South Concord St., SLC 968 East Sugarmont Dr., SLC 567 West 300 North, SLC	Salaries & benefits for agency staff and supplies for program that teaches life and social skills, provides recreational opportunities and leadership skills for at-risk youth (ages 11-17) at three centers: Lied, Sugar House, and Capitol West.	32nd 31st 30th 29th 28th Others Total	15,000 15,000 20,000 20,000 20,000 343,000 433,000	37,218	15,000	20,000	
5	Catholic Community Services Marillac House Address not public	Salaries and benefits for agency staff for a program that provides emergency shelter and services to women with substance abuse and/or psychiatric problems and their dependent children.	32nd	10,000	20,000	10,000	10,000	
6	Catholic Community Services St. Mary's Home for Men 1206 West 200 South, SLC	Salaries and benefits for agency staff for a program that provides residential substance abuse treatment for adult men. Program has received ESG funding in past.	32nd	5,000	10,000	5,000	5,000	

SALT LAKE CITY CDBG PROGRAM
FUNDING RECOMMENDATIONS FOR 33RD YEAR (2007-08)

#	APPLICANT NAME PROJECT NAME	PROJECT DESCRIPTION	PREVIOUS GRANTS		REQUEST AMOUNT	FUNDING RECOMMENDATIONS		
			YEAR	AMOUNT		CDCIP	MAYOR	COUNCIL
7	Catholic Community Services St. Vincent Day Shelter (Formerly known as Weigand) 235 South Rio Grande, SLC	Salaries, benefits, and operating expenses for program that provides day shelter services for homeless persons, including showers, lockers, hygiene items, & health referrals. Funds to continue services on weekend.	32nd 31st 30th 29th 28th Others Total	20,000 45,000 40,000 50,000 45,000 95,000 295,000	50,000	20,000	27,197	
8	SL Community Action Program Housing Outreach Rental Program 764 South 200 West, SLC	Partial salaries & benefits for agency staff for program that assists low/moderate income SLC residents to obtain safe and affordable housing, by listing apartments for rent and providing renter training and referrals to other agencies for assistance.	32nd 31st 30th 29th 28th Others Total	30,000 30,000 32,000 35,000 35,000 557,000 719,000	30,000	30,000	30,000	
9	SL Community Action Program Northwest Emergency Food Pantry 1300 West 300 North, SLC	Partial salaries & benefits for agency staff for program that provides emergency food supply to low-income residents living on the westside.	32nd 31st 30th 29th 28th Others Total	25,000 25,000 25,000 25,000 25,000 421,200 546,200	25,000	25,000	25,000	
10	SL Community Action Program Tenant Maintenance Project 764 South 200 West	Partial salary & benefits for agency staff for program that provides home maintenance, money management training and other assistance to low-income households who rent.	32nd 31st 30th 29th 28th Others Total	10,000 11,000 11,000 12,500 10,000 125,000 179,500	11,000	11,000	10,000	
11	Community Health Centers 1798 South West Temple Healthcare Program Central City Comm. Health Center Stephen D. Ratcliffe Comm. HC	Salaries and benefits for agency staff, operating expenses & professional services for program that provides medical and dental care to uninsured and low-income persons.	31st 30th 29th 28th 27th Others Total	90,000 90,000 100,000 85,000 85,000 100,000 550,000	100,000	90,000	85,000	

SALT LAKE CITY CDBG PROGRAM
FUNDING RECOMMENDATIONS FOR 33RD YEAR (2007-08)

#	APPLICANT NAME PROJECT NAME	PROJECT DESCRIPTION	PREVIOUS GRANTS		REQUEST AMOUNT	FUNDING RECOMMENDATIONS		
			YEAR	AMOUNT		CDCIP	MAYOR	COUNCIL
12	Crossroads Urban Center Emergency Food Pantry 347 South 400 East	Partial salary for agency staff of food pantry program that provides food, counseling and emergency services to low-income and homeless persons.	32nd	16,000	16,000	16,000	15,000	
			31st	16,000				
			30th	16,000				
			29th	16,000				
			28th	14,000				
			Others	251,000				
			Total	329,000				
13	Salt Lake Donated Dental Community Dental Project 415 West 400 South	Partial salaries for agency staff, and operating expenses for program that provides preventive and restorative dental treatment to homeless, indigent families and individuals.	32nd	35,000	35,000	30,000	30,000	
			31st	30,000				
			29th	30,000				
			28th	30,000				
			27th	21,000				
			Others	48,597				
			Total	194,597				
14	English Skills Learning Center 631 W North Temple English Language Tutoring Various city locations	Partial salaries for agency staff for program that trains tutors and supervises tutors for non-English speaking immigrants and refugees to develop literacy skills.	32nd	7,500	17,000	5,000	7,000	
			31st	5,000				
			30th	5,000				
			28th	5,000				
			27th	5,000				
			Others	54,000				
			Total	81,500				
15	Family Support Center Crisis Nursery 2020 S. Lake St.	Partial salaries for house parents for program which provides crisis nursery services to children who are at risk for abuse or neglect.	32nd	15,000	15,000	10,000	10,000	
			31st	10,000				
			30th	10,000				
			29th	10,000				
			28th	5,000				
			Others	35,000				
			Total	85,000				
16	Guadalupe Center Educational Programs Early Learning Center Preschool Project 1050 West 500 South 340 S. Goshen St.	Partial salaries of agency staff and operating expenses for program that provides home-based, school-based and Early Childhood Education Center-based learning experiences to pre-school children and their parents.	32nd	45,000	45,000	45,000	45,000	
			31st	45,000				
			30th	55,000				
			29th	45,000				
			28th	40,000				
			Others	238,150				
			Total	468,150				

SALT LAKE CITY CDBG PROGRAM
FUNDING RECOMMENDATIONS FOR 33RD YEAR (2007-08)

#	APPLICANT NAME PROJECT NAME	PROJECT DESCRIPTION	PREVIOUS GRANTS		REQUEST AMOUNT	FUNDING RECOMMENDATIONS		
			YEAR	AMOUNT		CDCIP	MAYOR	COUNCIL
17	Illuminating Kava Bowl Against Lost Ethos Fully Operational Project 1268 Glendale St, others	Funds for salaries, administration, operating expenses, equipment and motor vehicles (fork lift, flat-bed truck, 15 passenger van) for agency that provides community programs (job training, health education, food distribution) for Pacific Island communities.	New		100,000	0	0	
18	Kostopulos Dream Foundation Summer Recreation Programs 2500 Emigration Canyon	Administration and operating expenses for program that provides residential summer camp and outdoor trips for special needs children and adults.	32nd 31st 30th Total	5,000 5,000 10,000 20,000	5,000	0	2,086	
19	Legal Aid Society of SL Administrative support Matheson Courthouse 205 North 400 West	Partial salaries for program that provides legal representation to low-income persons with domestic relations cases (divorce, child custody, guardianship) and domestic violence issues.	32nd 31st 30th 29th Others Total	15,000 10,000 10,000 10,000 20,394 65,394	20,000	8,086	10,000	
20	Literacy Action Center Learning Specialist 3595 S Main St., libraries	Partial funding of salary of agency staff who work with adult learners and tutors in adult literacy program serving English-speaking adults.	31st 30th Total	2,000 5,000 7,000	5,000	0	2,000	
21	Rape Recovery Center 2035 South 1300 East Sexual Assault Crisis Intervention and Counseling Services Various City hospital and clinic locations	Partial salaries & operating expenses for program that provides crisis counseling and services for victims of sexual assault.	32nd 31st 30th 29th 28th Others Total	35,000 35,000 30,000 37,000 30,000 145,060 312,060	56,441	56,441	35,000	
22	The Road Home Shelter & supportive services 210 South Rio Grande	Salaries & benefits for shelter staff for program that provides shelter and supportive services to help residents gain skills to become self-sufficient and move to permanent housing.	32nd 31st 30th 29th 28th Others Total	126,000 126,000 126,000 126,000 126,000 1,674,000 2,304,000	126,000	126,000	125,000	

SALT LAKE CITY CDBG PROGRAM
FUNDING RECOMMENDATIONS FOR 33RD YEAR (2007-08)

#	APPLICANT NAME PROJECT NAME	PROJECT DESCRIPTION	PREVIOUS GRANTS		REQUEST AMOUNT	FUNDING RECOMMENDATIONS		
			YEAR	AMOUNT		CDCIP	MAYOR	COUNCIL
23	SLC Police Department Crime Prevention Program SLC Districts One and Two	Partial salary of specialist for program that teaches citizens crime prevention concepts and methods, serves as community liaison and facilitate community oriented policing.	32nd 31st 30th 29th 28th Others Total	25,000 40,000 40,000 40,000 75,000 1,220,285 1,440,285	25,000	0	0	
24	SLC Police Department Mobile Neighborhood Watch City-wide	Vests, signs, digital cameras, printing, canopy and training costs for program that trains and coordinates mobile neighborhood watch groups.	32nd 31st 30th 29th 28th Others Total	5,000 5,000 5,000 5,000 10,000 98,000 128,000	5,000	5,000	3,500	
25	Salt Lake City School District MESA Program Various City schools	Partial salaries and benefits and operating expenses for program that provides assistance, mentoring and enrichment activities to students in Math, Engineering and Science fields for students at eligible intermediate and high schools in Salt Lake District.	32nd Total	5,000 5,000	29,512	0	0	
26	Sarah Daft Home Automobile Purchase 737 South 1300 East	Funding for a hybrid automobile to transport residents for facility that provides affordable assisted living services for low and moderate-income, elderly and disabled residents. 31st Year was for concrete pad and enclosure	31st 30th 29th Total	8,000 10,000 30,750 48,750	25,000	0	0	
27	Utah Consortium of Multicultural Groups Economic Development 1747 South 900 West, #3	Partial salaries and operating expenses for agency that provides information, support and referrals to financial and business partners to non-traditional entrepreneurs for start-up and existing businesses.	New		50,000	0	0	
28	Utah Food Bank 211 Information & Referral 1025 South 700 West	Partial salaries and benefits for agency staff and operating expenses for service that provides information & referral services to low income residents who call the 211 telephone system number.	32nd	5,000	10,000	5,000	4,000	
29	Utah Food Bank Refrigerated Box Truck Purchase 1025 South 700 West	Partial funding for purchase of a refrigerated box truck to collect perishable food items for a program that provides food to pantries & community agencies.	New		40,000	0	0	

SALT LAKE CITY CDBG PROGRAM
FUNDING RECOMMENDATIONS FOR 33RD YEAR (2007-08)

#	APPLICANT NAME PROJECT NAME	PROJECT DESCRIPTION	PREVIOUS GRANTS		REQUEST AMOUNT	FUNDING RECOMMENDATIONS		
			YEAR	AMOUNT		CDCIP	MAYOR	COUNCIL
30	UT Health & Human Rights Project - Tides Center Community Resiliency & Family Teaching Project 225 South 200 East, Suite 250	Partial salaries and operating expenses for a program that provides healing group intervention for torture survivors with sessions on health, leadership, education, family relations and self sufficiency skills. Clients come from Afghanistan, Bosnia, Cuba, Ethiopia, Iraq, Liberia, Somalia & Sudan.	32nd	10,000	20,000	10,000	10,000	
31	Valley Mental Health 5965 South 900 East Supportive Housing Services Various city locations	Salary for agency staff who will provide support services for very low income individuals with mental illness to obtain & maintain their housing in the community.	32nd 31st 30th Total	10,000 10,000 15,000 35,000	40,000	10,000	20,000	
32	Wasatch Community Gardens Youth and Community Gardening Programs 800 South 600 East 300 North 1037 West 222 West 600 North 555 South 400 East	Partial salaries for agency staff for youth program that teaches responsibility & commitment through hands-on gardening experiences and for the adult program that provides opportunities for low- income residents to grow fresh vegetables at four neighborhood gardens.	32nd 31st 30th 29th 28th Others Total	5,000 5,000 10,000 10,000 10,000 138,000 178,000	12,000	5,000	5,000	
33	YWCA Crisis shelter & supportive services 322 East 300 South, SLC	Partial salaries for agency staff and operating expenses for program that provides crisis shelter & supportive services to victims of domestic violence.	32nd 31st 30th 29th 26th Others Total	40,000 35,000 40,000 16,000 100,000 415,300 646,300	40,000	40,000	40,000	
34	YWCA Residential Self-Sufficiency Program 322 East 300 South, SLC	Funding for utilities for a transitional housing program that helps homeless single women to achieve self-sufficiency goals and succeed in independent living. Program has received ESG funding.	New		10,000	0	5,000	
35	YWCA 322 East 300 South, SLC Teen Home 344 East 300 South, SLC	Operating expenses and client assistance for program that provides a structured program that assists teen mothers to build a healthier life and work toward self-sufficiency.	32nd	6,643	15,000	6,500	6,000	
35		Public Services Total			1,099,711	619,027	631,783	0
		Percent of Total Grant			26.1%	14.7%	15.0%	0
		15% Cap on Public Services Difference			631,783	631,783	631,783	631,783
					-467,928	12,756	0	631,783

SALT LAKE CITY CDBG PROGRAM
FUNDING RECOMMENDATIONS FOR 33RD YEAR (2007-08)

#	APPLICANT NAME PROJECT NAME	PROJECT DESCRIPTION	PREVIOUS GRANTS		REQUEST AMOUNT	FUNDING RECOMMENDATIONS		
			YEAR	AMOUNT		CDCIP	MAYOR	COUNCIL
PUBLIC SERVICE BUILDING IMPROVEMENTS								
1	Alliance House Apartment Rehabilitation 1805 South Main, SLC	Rehabilitation to exterior and interior of nine unit apartment building for program that provides services and housing for adults with serious mental illness. Replace fascia and soffit - \$17,500 Replace entry doors - \$7,000 Replace flooring - \$15,000 Remove five trees - \$8,000 Prior funds for roof, gutters, fans, sidewalk & HVAC	32nd 31st Total	18,000 60,000 78,000	47,500	17,500	17,500	
2	Boys and Girls Clubs Capitol West Exterior Improvements 567 West 300 North	Funding for interior and exterior improvements of the facility to maintain an attractive facility for the neighborhood, to improve safety and to replace worn out components for program that provides after-school programs for Jackson area youth. In priority order: Replace tile in restrooms: \$7,500 Kitchen upgrade (Sinks, counters, disposal, cabinets, floor, replace refrigerator and oven): \$24,000 Replace 3 HVAC systems: \$36,000 Replace exterior doors & frames: \$18,000 Replace exterior windows and frames: \$12,600 Replace interior doors & rekey: \$12,000 Convert restroom to storage: \$4,500 New exterior signage: \$10,000 Replace entry-way carpeting: \$2,500 Prior year was for exterior paint and sprinkler system.	31st 29th Total	15,000 16,500 31,500	127,100	67,500	31,500	
3	Centenary United Methodist Church Elevator Purchase & Installation 1740 South 500 East	Purchase and install small elevator in the church building to improve access to the basement, main and second floor for community programs currently in place (Community Food Co-op of Utah) and proposed in the future.	New		90,000	0	0	
4	Housing & Neighborhood Development Division Emergency Repair Fund City-wide	Funding for grants to nonprofit organizations when they experience unforeseen emergency repairs to their facilities.	31st 30th 29th 28th 27th Total	10,000 10,000 10,000 10,000 7,000 47,000	10,000	10,000	10,000	

SALT LAKE CITY CDBG PROGRAM
FUNDING RECOMMENDATIONS FOR 33RD YEAR (2007-08)

#	APPLICANT NAME PROJECT NAME	PROJECT DESCRIPTION	PREVIOUS GRANTS		REQUEST AMOUNT	FUNDING RECOMMENDATIONS		
			YEAR	AMOUNT		CDCIP	MAYOR	COUNCIL
5	Neighborhood House Riverside Adult Day Services - safety & security upgrades 423 South 1100 West	Funding for building safety and security upgrades for agency that provides supervised day services to adults. Replace entry gate: \$5,000 Upgrade restroom facilities to ADA: \$10,000 Purchase flood insurance: \$5,000	New		20,000	0	0	
6	Neighborhood House Children's Day Care Center - safety & security 1050 West 500 South, SLC	Funding for building safety and security upgrades for Children's Day Care center that provides affordable day care that maximizes learning ability for children. Design & reconfigure reception area: \$40,000 Upgrade fire system: \$10,000 Flood insurance: \$5,000 Prior funds for restroom, door, dock & waste interceptor	32nd 31st 30th 29th 27th Total	15,000 17,300 46,800 50,000 90,000 219,100	55,000	15,000	15,000	
7	Odyssey House Adult Residential Facility - replace windows 68 South 600 East	Funding to replace windows at the Adult Residential Treatment Facility to increase the energy efficiency of the facility, eliminate safety hazards and lower operating costs for a program that provides residential substance abuse treatment services targeted to low and moderate-income persons. Prior year was for electrical, vent fans & rear steps	32nd 30th 27th Total	18,500 8,000 100,000 126,500	65,500	0	30,000	
8	Salvation Army Adult Rehabilitation Facility Remodel 252 South 500 East	Funding to continue interior rehabilitation of facility that provides residential substance abuse treatment programs. 49 HVAC units: \$45,000 Replace A Hall flooring: \$9,540 Replace dumbwaiter: \$3,000 Remodel C Wing restrooms: \$5,000 Remodel D Wing restrooms: 23,000 Install basement heating system: \$7,000 Replace stairway treads: \$1,000 Install commercial dishwasher: \$7,000 Prior year funding for sidewalk, driveway, handrail, light fixtures, fire sprinklers, drinking fountains, windows and kitchen.	32nd 31st Total	42,415 60,000 102,415	100,540	45,000	35,000	
9	Sarah Daft Home Walk-in Freezer 737 South 1300 East	Construct a walk-in freezer for facility that provides affordable assisted living services for low and moderate-income, elderly and disabled residents. Prior year was for concrete pad and enclosure	31st 30th 29th Total	8,000 10,000 30,750 48,750	13,500	13,500	10,000	

SALT LAKE CITY CDBG PROGRAM
 FUNDING RECOMMENDATIONS FOR 33RD YEAR (2007-08)

#	APPLICANT NAME PROJECT NAME	PROJECT DESCRIPTION	PREVIOUS GRANTS		REQUEST AMOUNT	FUNDING RECOMMENDATIONS		
			YEAR	AMOUNT		CDCIP	MAYOR	COUNCIL
10	Utah Alcoholism Foundation House of Hope I Street Facility 21 North I Street	Funding for driveway, approach, gutter and sidewalk replacement for a facility that provides residential substance abuse treatment programs to women and their children. Replace sidewalk, driveway approach, culvert: \$5,000 Replace private driveway: \$12,500 Prior year was for concrete, sinks, storage	31st Total	16,975 16,975	17,500	17,500	15,000	
11	Utah Alcoholism Foundation House of Hope South Temple Facility 667 East South Temple	Funding for driveway approach, culvert and sidewalk replacement for a facility that provides residential substance abuse treatment programs to women and their children. Prior year was for windows, sinks, carpet	31st 30th 29th 26th Total	27,723 15,000 0 100,000 142,723	5,000	5,000	5,000	
12	Volunteers of America Adult Detoxification Center 252 West Brooklyn Avenue	Funding to remove and replace damaged ceiling tile and remove dryer lint from ceiling area at facility that provides residential substance abuse detox treatment. 32nd Year was for light fixtures.	32nd 31st 30th 29th 28th Others Total	10,000 118,000 40,000 24,000 15,000 279,848 486,848	30,000	0	10,000	
12		Public Services Building Improvement Total Percent of Total			581,640 13.8%	191,000 4.5%	179,000 4.2%	0 0

ECONOMIC DEVELOPMENT								
1	Business Façade Renovation SLC Economic Development City-wide	Funding for design and construction grants for façade renovation projects for eligible businesses and commercial property owners located in CDBG eligible area commercial nodes. Eligible businesses are awarded grants of \$10,000 for façade improvements. Recipients must provide cash match of one-to-one. Architect Design: \$15,000 Grants: \$100,000	New		115,000	0	0	
1		Urban Amenities Total Percent of Total			115,000 2.7%	0 0.0%	0 0.0%	0 0

SALT LAKE CITY CDBG PROGRAM
 FUNDING RECOMMENDATIONS FOR 33RD YEAR (2007-08)

#	APPLICANT NAME PROJECT NAME	PROJECT DESCRIPTION	PREVIOUS GRANTS		REQUEST AMOUNT	FUNDING RECOMMENDATIONS		
			YEAR	AMOUNT		CDCIP	MAYOR	COUNCIL

PLANNING								
1	Historic District Classification Survey - Liberty Wells Community Liberty Wells Community Council	Funding for second phase survey of the housing in the Liberty Wells Community to determine suitability for the establishment of a historic district, and the preparation of records and a nomination form. 32nd Year was for phase 1 of survey.	32nd	28,550	20,000	0	20,000	
2	Homeless Point-in-Time Street Count SL CO Homeless Council	Funds to hire two part-time interns to gather information, input data and work with volunteers conducting a street count of homeless persons on January 26, 2008 in Salt Lake County.	New		3,200	3,200	0	
3	Euclid Small Area Plan SLC Planning Division	Format and print the Euclid Small Area Plan, anticipated to be adopted prior to July 1, 2007.	New		5,000	0	0	
4	West Salt Lake Community Master Plan SLC Planning Division	Format and print the West Salt Lake Community Master Plan, anticipated to be adopted prior to July 1, 2007.	New		14,000	0	0	
4		Planning Total			42,200	3,200	20,000	0
		Percent of Total			1.0%	0.1%	0.5%	0

PERCENT FOR ART								
	SLC Percent for Art	Funding to provide enhancements to City properties through decorative pavements, railings, sculptures, fountains, and other works of art. 1% of project costs is allocated to art projects.	32nd	5,000	3,000	3,000	3,000	
			31st	6,000				
			30th	3,000				
			29th	3,000				
			28th	3,000				
			Others	38,450				
			Total	58,450				
		Percent for Art Total			3,000	3,000	3,000	0
		Percent of Total			0.1%	0.1%	0.1%	0

SALT LAKE CITY CDBG PROGRAM
FUNDING RECOMMENDATIONS FOR 33RD YEAR (2007-08)

#	APPLICANT NAME PROJECT NAME	PROJECT DESCRIPTION	PREVIOUS GRANTS		REQUEST AMOUNT	FUNDING RECOMMENDATIONS		
			YEAR	AMOUNT		CDCIP	MAYOR	COUNCIL
GENERAL ADMINISTRATION								
	SLC Housing & Neighborhood Development Neighborhood Self-Help Grant	Provide grants to eligible community councils to cover the costs associated with community outreach & other community council costs.	31st 30th 29th 21st Total	10,000 10,000 0 10,000 30,000	21,600	0	0	
	General Administration Total				21,600	0	0	0
CITY ADMINISTRATION								
1	City Attorney's Office	Partial funding for staff salary to provide contract administration function for federal grants.	31st 30th 29th 28th 27th Others Total	55,432 55,432 55,432 55,432 55,432 654,124 931,284	55,432	55,432	55,432	
2	Finance Division	Partial funding for staff salary & benefits to provide financial administration function for federal grants.	31st 30th 29th 28th 27th Others Total	43,680 43,680 43,680 43,680 43,680 404,200 622,600	43,680	43,680	43,680	
3	Finance Support	Partial funding for staff salary & benefits to provide accounting services for federal grants.	31st 30th 29th 28th 27th Others Total	39,096 48,287 48,287 48,287 48,287 366,274 598,518	39,096	39,096	39,096	
4	Housing & Neighborhood Dev.	Funding for salaries, benefits and operating expenses of HAND to administer and monitor the federal grants and to conduct the community processes.	31st 30th 29th 28th 27th Others Total	405,616 405,616 437,616 422,694 408,345 1,715,690 3,795,577	405,616	405,616	405,616	

SALT LAKE CITY CDBG PROGRAM
 FUNDING RECOMMENDATIONS FOR 33RD YEAR (2007-08)

#	APPLICANT NAME PROJECT NAME	PROJECT DESCRIPTION	PREVIOUS GRANTS		REQUEST AMOUNT	FUNDING RECOMMENDATIONS		
			YEAR	AMOUNT		CDCIP	MAYOR	COUNCIL
5	Mayor's Office	Partial funding for salaries, benefits, and operating expenses of three positions to provide community relations support for federal grants.	31st	91,709	91,709	91,709	91,709	
			30th	91,709				
			29th	91,709				
			28th	91,709				
			27th	91,709				
			Others	1,151,126				
			Total	1,609,671				
6	Planning & Zoning	Partial funding for salary & benefits of position that provides environmental assessment clearances for federal funded projects.	31st	67,188	67,188	67,188	67,188	
			30th	67,188				
			29th	55,640				
			28th	55,640				
			27th	55,640				
			Others	530,580				
			Total	831,876				
6		City Administration Total			702,721	702,721	702,721	0
		Total Administration (City+ General)			724,321	702,721	702,721	0
		Percent of Total			17.2%	16.7%	16.7%	0
		Planning & Administration Total			766,521	705,921	722,721	0
		20% Cap			842,378	842,378	842,378	842,378
		Difference			75,857	136,457	119,657	842,378

CONTINGENCY								
	Contingency	Funding set aside to cover unanticipated cost over-runs on funded projects.	32nd	30,294	80,000	31,203	38,952	
			31st	25,000				
			30th	80,000				
			29th	67,639				
			28th	81,258				
			27th	85,907				
		Contingency Total			80,000	31,203	38,952	0

TOTALS								
		TOTAL REQUESTED/RECOMMENDED			7,036,772	4,730,356	4,730,356	0
		GRANT AMOUNT			4,211,888	4,211,888	4,211,888	4,211,888
		AVAILABLE FOR REALLOCATION			518,468	518,468	518,468	518,468
		TOTAL FUNDS AVAILABLE			4,730,356	4,730,356	4,730,356	4,730,356
		Amount Remaining			-2,306,416	0	0	4,730,356

**SALT LAKE CITY HOME PROGRAM
FUNDING RECOMMENDATIONS FOR 2007-08**

#	ORGANIZATION PROJECT NAME	PROJECT DESCRIPTION	PREVIOUS GRANTS		REQUEST AMOUNT	RECOMMENDATIONS		
			AMOUNT	YEAR		HTF	MAYOR	COUNCIL
1	SL Community Development Corporation 501 East 1700 South Own in Salt Lake Program	To provide a loan/grant for 35 low/mod first time home buyers for down payment assistance or closing costs. If buyer resides in the home for 15 years, the funding becomes a grant, otherwise, the owner repays the \$5000 at the time of the sale. *CDC contract amendment request	175,000 135,000 125,000 75,000 50,000 75,000	06/07 05/06 04/05 03/04 02/03 01/02	175,000	175,000	175,000	
2	SL Community Development Corporation 501 East 1700 South Property Acquisition	Funding for acquisition, new construction or rehabilitation of one property in order to provide affordable housing for one low- or moderate-income household.	125,000 0 180,000 135,000 192,500 100,000	06/07 05/06 04/05 03/04 02/03 01/02	125,000	125,000	125,000	
3	Neighborhood Housing Services 622 West 500 North CHDO application Rebuild & Revitalize Blight project	Funding to target and acquire boarded and/or vacant properties in the Glendale, Poplar Grove, Fairpark, Rose Park, Jordan Meadows, West Pointe & West Capitol Hill areas & develop them into affordable housing for first time home buyers earning 80% of the median income or less. NHS is seeking approval to expand their services to the West Liberty Wells neighborhoods. They anticipate providing services to 344 people.	456,172 370,479 464,532 217,953 477,800 580,000	06/07 05/06 04/05 03/04 02/03 01/02	600,000	568,339	568,339	
4	The Road Home 210 South Rio Grande TBRA program	To provide tenant based rental assistance and supportive services to homeless, special needs and other at-risk populations in order to transition them into permanent housing and maximize stability. They anticipate serving 87 people with these funds.	75,000 75,000 75,000	06/07 05/06 04/05	75,000	75,000	75,000	

**SALT LAKE CITY HOME PROGRAM
FUNDING RECOMMENDATIONS FOR 2007-08**

#	ORGANIZATION PROJECT NAME	PROJECT DESCRIPTION	PREVIOUS GRANTS		REQUEST	RECOMMENDATIONS		
			AMOUNT	YEAR	AMOUNT	HTF	MAYOR	COUNCIL
5	SLC Housing & Neighborhood Development 451 S. State Street, Rm 406	Funding for homeowner rehabilitation, First Time Home Buyer Assistance, and financial services programs. They anticipate providing 110 housing rehabilitations and funding 30 First Time Home Buyer projects.	570,000	06/07	570,000	570,000	570,000	
			570,000	05/06				
			570,000	04/05				
			570,000	03/04				
			570,000	02/03				
			508,550	01/02				
6	Administrative Costs SLC - HAND 451 S. State Street, Rm 406	Funding to administer the HOME program (10% of the total HOME allocation). **Amount to be determined by actual grant amount	129,214	06/07	127,971	127,971	127,971	
			137,384	05/06				
			145,504	04/05				
			145,302	03/04				
			135,400	02/03				
			135,000	01/02				
TOTAL REQUESTED/RECOMMENDED					1,672,971	1,641,310	1,641,310	0
GRANT AMOUNT						1,279,714	1,279,714	1,279,714
Reallocated Funds						361,596	361,596	361,596
Total Available for Funding						1,641,310	1,641,310	1,641,310
Available Balance						0	0	1,641,310

**SALT LAKE CITY ADDI PROGRAM
FUNDING RECOMMENDATIONS FOR 2007-08**

#	ORGANIZATION	PROJECT DESCRIPTION	PREVIOUS GRANTS		REQUEST AMOUNT	RECOMMENDATIONS		
			AMOUNT	YEAR		HTF	MAYOR	COUNCIL
1	Neighborhood Housing Services 622 West 500 North	NHS will provide 5 downpayment and closing cost assistance, or first mortgage interest subsidies, or rehabilitation in conjunction with housing purchase for low-income, first time home buyers purchasing homes in west side neighborhoods including Glendale, Poplar Grove, Fairpark, Rose Park, Jordan Meadows, West Pointe and lower West Capitol Hill areas.	13,700 25,000 46,089 31,429	06/07 05-06 04-05 03-04	50,000	13,700	13,700	
2	Salt Lake City Housing and Neighborhood Development 451 S. State - Room 425	HAND will provide down payment assistance to 17 low- to moderate-income first time home buyers.	10,216 15,000 50,000 50,000	06/07 05-06 04-05 03-04	75,000	13,641	13,641	
		TOTAL REQUESTED/RECOMMENDED			125,000	27,341	27,341	0
		GRANT AMOUNT			27,341	27,341	27,341	
		AVAILABLE BALANCE			-97,659	0	0	

SALT LAKE CITY HOPWA PROGRAM
FUNDING RECOMMENDATIONS FOR 2007-08

	Organization	Project Description	Prior Grants		Requested Amount	Recommended			
			Amounts	Year		HIV/AIDS/Ent.	HTFAB	MAYOR	COUNCIL
1	Housing Authority of Salt Lake City	Funds to provide tenant-based rental assistance to 25 low-income households with HIV/AIDS. Tenant-based rental assistance: \$125,000 Administration: \$8,750	145,000 146,467 140,000 140,000 117,000 116,000	07/08 06/07 05/06 04/05 03/04 02/03 01/02	133,750	132,284	133,750	133,750	
2	Housing Authority of the County of Salt Lake	Funds to provide tenant-based rental assistance to 6-10 low-income households with HIV/AIDS. Tenant-based rental assistance: \$35,805 Administration: \$2,695	38,000 38,500 17,835	07/08 06/07 05/06 04/05	38,500	37,587	38,500	38,500	
3	West Valley City Housing Authority	Funds to provide tenant-based rental assistance to 6 low-income households with HIV/AIDS. Tenant-based rental assistance: \$30,000 Administration: \$2,100	30,000 30,600 25,000	07/08 06/07 05/06 04/05	32,100	29,675	32,100	32,100	
4	Multi-Ethnic Development Corporation	Funds to provide project-based rental assistance to 3-7 low-income households with HIV/AIDS. Project-based rental assistance: \$7,500	4,500 5,000 5,000	07/08 06/07 05/06 04/05	7,500	4,455	7,500	7,500	
5	Robert A. Willey Apartments	Funds to provide project-based rental assistance to 4-6 low-income households with HIV/AIDS. Project-based rental assistance: \$19,500	19,000 19,500 18,000 18,000 17,500	07/08 06-07 05/06 04/05 03/04 02/03	19,500	18,796	19,500	19,500	
6	Salt Lake Community Action Program	Funds to provide short-term rent, mortgage and utility payments, permanent housing placement assistance, and the salary of the HOPWA Housing Specialist. STRMU payments: \$40,000 Permanent housing placement assistance, supportive services: \$49,882 HOPWA Housing Specialist: \$49,618 (Salary, taxes, benefits and mileage) Administration: \$10,500	90,000 150,000 150,000 150,000 149,500 160,000	07/08 06/07 05/06 04/05 03/04 02/03 01/02	150,000	120,547	116,782	116,782	

SALT LAKE CITY HOPWA PROGRAM
FUNDING RECOMMENDATIONS FOR 2007-08

	Organization	Project Description	Prior Grants		Requested Amount	Recommended			
			Amounts	Year		HIV/AIDS/Ent.	HTFAB	MAYOR	COUNCIL
7	Utah AIDS Foundation	Funds to provide case management, including assistance with housing-related issues, to 92 persons living with HIV/AIDS. Case Managers: \$18,692 (Partial salaries, taxes and benefits) Administration: \$1,308	14,554 15,000 15,000 15,000 10,000 10,000	07/08 06/07 05/06 04/05 03/04 02/03 01/02	20,000	9,894	15,000	15,000	
8	University of Utah Infectious Disease, Clinic 1A	Funds to provide case management, including assistance with housing-related issues, to 165 persons living with HIV/AIDS. Case Managers: \$25,000 (Partial salaries, taxes and benefits)	New	07/08	25,000	9,894	0	0	
9	Kenyon Consulting	Funds to serve as the HOPWA Housing Coordinator for Salt Lake, Summit, and Tooele counties Technical support: \$4,500	4,500 7,000 7,000 7,000 7,000	07/08 06/07 05/06 04/05 03/04 02/03	4,500	4,500	4,500	4,500	
10	Administration	Funds to Grantee to provide management, oversight, and monitoring of the HOPWA program. Administration: \$10,000	10,590 10,620 11,550	07/08 06/07 05/06 04/05	10,000	10,000	10,000	10,000	
Total requested and recommended					440,850	377,632	377,632	377,632	0
2007-2008 grant amount					346,000	346,000	346,000	346,000	346,000
Carry-forward funds					31,632	31,632	31,632	31,632	31,632
Total funds available					377,632	377,632	377,632	377,632	377,632
Available balance					-63,218	0	0	0	377,632

Carry-forward funds:	
Housing Development (2003-2004)	15,659.00
Administration (2004-2005)	2,078.47
Housing Authority of Salt Lake City (2005-2006)	3,513.32
West Valley City Housing Authority (2005-2006)	2,051.50
Utah AIDS Foundation (2005-2006)	1,370.00 *
Salt Lake Community Action Program (2005-2006)	6,960.00 *
Total	31,632.29

*Eligibility error correction

**SALT LAKE CITY ESG PROGRAM
FUNDING RECOMMENDATIONS FOR 2007-08**

#	ORGANIZATION PROJECT NAME	PROJECT DESCRIPTION	PREVIOUS		REQUEST AMOUNT	RECOMMENDATIONS		
			AMOUNT	YEAR		CDCIP	MAYOR	COUNCIL
1	Marillac House Catholic Community Services 2570 W 1700 South Salt Lake City	Funding for operations of a program that provides emergency shelter to homeless women and their children. Insurance - \$1,000 Maintenance - \$1,500 Utilities - \$6,500 Equipment - \$1,000	5,000	06/07	10,000	5,000	5,000	
			5,000	05/06				
			5,000	04/05				
			5,000	03/04				
			0	02/03				
			5,000	01/02				
2	St. Mary's Home for Men 1206 West 200 South Catholic Community Services 2570 W 1700 South Salt Lake City	Funding for operations of a program that provides emergency shelter, case management, and group therapy to adult men who have chronic substance abuse problems. Maintenance - \$1,000 Utilities - \$6,600 Office supplies, postage, copying, etc. - \$200 Insurance - \$1,300 Equipment - \$900	7,000	06/07	10,000	7,000	7,000	
			5,000	05/06				
			5,000	04-05				
			4,000	03/04				
			5,000	02/03				
			0	01/02				
3	Weigand Resource Center 235 South Rio Grande Catholic Community Services 2570 W 1700 South Salt Lake City	Funding for operations for program that provides day shelter services for homeless individuals and families, including showers, lockers, hygiene items and health referrals. Utilities - \$2,000 Insurance - \$3,000	5,000	06/07	5,000	5,000	5,000	
			5,000	05/06				
			5,000	04/05				
			0	03/04				
4	Salt Lake Community Action Program 764 South 200 West Salt Lake City Emergency Housing Assistance	Funding for homeless prevention program that provides rental and mortgage assistance to families to prevent eviction or foreclosure caused by temporary circumstances beyond their control.	15,000	06/07	15,000	15,000	15,000	
			15,000	05/06				
			15,407	04/05				
			15,000	03/04				
			18,000	02/03				
			18,000	01/02				
5	Odyssey House 344 East 100 South, #301 Salt Lake City Women & Children's Program 42 South 500 East	Funding for operational expenses for program that provides residential treatment and case management services to single homeless women and their children. Utilities and maintenance - \$7,500	7,000	06/07	7,500	7,000	7,000	
			7,000	05/06				
			7,000	04/05				
			7,000	03/04				
			6,400	00/01				
			6,400	99/00				
6	The Road Home Emergency Shelter 210 South Rio Grande Salt Lake City	Funding for operations for program that provides emergency shelter and supportive services to homeless families, women, and men. Utilities - \$20,000 Repair & maintenance - \$30,000 Maintenance salary - \$9,000 Equipment leases - \$6,000 Insurance - \$25,000	90,000	06/07	90,000	90,000	90,000	
			90,000	05/06				
			90,000	04/05				
			90,000	03/04				
			90,000	02/03				
			90,000	01/02				
			90,000	00/01				
			88,000	99/00				

**SALT LAKE CITY ESG PROGRAM
FUNDING RECOMMENDATIONS FOR 2007-08**


#	ORGANIZATION PROJECT NAME	PROJECT DESCRIPTION	PREVIOUS		REQUEST AMOUNT	RECOMMENDATIONS		
			AMOUNT	YEAR		CDCIP	MAYOR	COUNCIL
7	Utah Alcoholism Foundation Women & Children's Program House of Hope	Funding for essential services for program that provides residential substance abuse treatment to women and children in House of Hope. Case management - \$6,000	5,000	06/07	6,000	5,000	6,000	
			5,000	05/06				
			5,000	04/05				
			5,000	03/04				
8	Valley Mental Health 5965 South 900 East #240 Safe Haven 550 W 700 S	Funding for operations of program that provides services, shelter and transitional housing for homeless and mentally ill individuals. Maintenance - \$14,000 Kitchen supplies - \$1,500 Client transportation - \$400 Telephone charges - \$2,000 Bedding & Linen - \$1,000 Laundry supplies - \$250 Office supplies - \$850 Utilities - \$10,000	21,919	06/07	30,000	19,855	19,476	
			20,000	05/06				
			20,000	04/05				
			20,000	03/04				
			28,000	02/03				
			17,600	01/02				
			22,600	00/01				
			54,000	Prior				
9	YWCA 322 East 300 South Residential Self-Sufficiency Program	Funding for operations and essential services for program which provides transitional housing to low-income women in transition from homelessness or who are at risk of becoming homeless. Utilities - \$10,000 Maintenance - \$7,000 Essential services - Salaries & benefits - \$13,000	27,000	06/07	30,000	27,621	27,000	
			27,118	05/06				
			20,000	04/05				
			20,000	03/04				
			25,000	02/03				
			25,000	01/02				
			16,000	00/01				
TOTAL REQUESTS/RECOMMENDATIONS					203,500	181,476	181,476	0
TOTAL ESG GRANT AVAILABLE					181,476	181,476	181,476	181,476
AVAILABLE FOR REALLOCATION					0	0	0	0
TOTAL FUNDS AVAILABLE					181,476	181,476	181,476	181,476
DIFFERENCE					-22,024	0	0	181,476

A. LOUIS ZUNGUZE
DIRECTOR
BRENT B. WILDE
DEPUTY DIRECTOR

SALT LAKE CITY CORPORATION
DEPT. OF COMMUNITY DEVELOPMENT
OFFICE OF THE DIRECTOR

ROSS C. "ROCKY" ANDERSON
MAYOR

CITY COUNCIL TRANSMITTAL

TO: Lyn Creswell, Chief Administrative Officer  **DATE:** February 2, 2007

FROM: Louis Zunguze, Community Development Director 

SUBJECT: Appropriation Resolution adopting the One-year Action Plan for 33rd Year Community Development Block Grant (CDBG) Funding, HOME Investment Partnerships Program Funding, American Dream Downpayment Initiative (ADDI) Funding, Emergency Shelter Grant (ESG) Funding, and Housing Opportunities for Persons with AIDS (HOPWA) Funding for Fiscal Year 2007-08 and Approving Interlocal Cooperation Agreement between Salt Lake City and the U.S. Department of Housing and Urban Development (HUD)

STAFF CONTACTS: LuAnn Clark, Director, Housing and Neighborhood Development Division, 535-6136, or luann.clark@slcgov.com

ACTION REQUIRED: That the City Council:

1. Schedule Mayor Anderson's funding recommendation presentation for March 13, 2007;
2. Schedule the required public hearing for March 20, 2007; and
3. Adopt the One-year Action Plan as outlined in the attached resolution for CDBG, HOME, ADDI, ESG, and HOPWA funds

DOCUMENT TYPE: Resolution

BUDGET IMPACT: Grants funds from the U.S. Department of Housing and Urban Development for 2007-08.

DISCUSSION:

Issue Origin: Salt Lake City is a direct entitlement community that receives Community Development Block Grant funds (CDBG), HOME Investment Partnerships funds (HOME), American Dream Downpayment Initiative funds (ADDI), Emergency Shelter Grant funds (ESG), and Housing Opportunities for Persons with AIDS funds (HOWPA) from the U.S. Department of Housing and Urban Development (HUD).

Analysis: Each year in January, the City usually receives allocation amounts for all grants from HUD. However, this year the federal government has not adopted a final budget for fiscal year 2007. Congress has approved a continuing resolution that maintains funding at the fiscal year

2006 level or the House of Representatives-passed budget for fiscal year 2007, whichever is lower, that expires on February 15, 2007. The new Appropriations Committee chairmen, Senator Robert Byrd (D-WV) and Representative David Obey (D-WI) have decided that they will operate under fiscal year 2006 budget numbers and will adopt a permanent continuing resolution for fiscal year 2007 rather than try to adopt a new budget. HUD will not send the City allocation amounts until the permanent continuing resolution is adopted for fiscal year 2007. After the resolution is adopted, it will take HUD several weeks to send the allocation amounts.

Due to the unusual circumstances surrounding the federal budget process, the accompanying draft resolution is being submitted without the appropriate dollar amounts included for the fiscal year 2007. As soon as the City receives the allocation amounts, a new resolution will be prepared and submitted to the City Council for review and consideration. The City Attorney's Office has reviewed the attached draft resolution and, once final funding information has been received, will review and approve the final resolution before it is transmitted for Council review. A copy of the One-year Action plan for all grants will also be attached to the resolution after the City Council has made final funding decisions.

The draft resolution does include the dollar amounts for funds that have been recaptured and are available for reallocation. Those amounts are as follows:

- CDBG – \$518,468
- HOME – \$361,596
- HOPWA – \$31,632.29

The Community Development Capital Improvement Board and the Housing Trust Fund Board are reviewing funding applications and will be making funding recommendations. The Boards will be using an estimated amount of funding for each grant. The Housing and Neighborhood Development Staff has talked to staff from the Denver Regional Office of HUD and with legislative staff of the National Association of Housing and Redevelopment Officers to determine those estimated amounts. Each of the Boards will also include recommendations on projects that should receive more or less funding if the final allocation amounts are different than our estimates. The staff has estimated a 5% cut for CDBG, a 3% cut for the HOME program, and no change for the other four grants. The advisory boards' recommendations will then be forwarded to the Mayor for his review and consideration.

Recommendation:

The Administration is recommending that the City Council set March 13, 2007, as the date the Mayor will present his funding recommendations to the City Council and March 20, 2007, as the public hearing date. A copy of the Mayor's funding recommendations, as well as the appropriate board's recommendation, will be provided at the time of the Mayor's presentation.

PUBLIC PROCESS:

The Council will hold a Public Hearing on March 20, 2007, to hear from the public and applicants regarding recommendations for funding. The Council will then meet at a future meeting to adopt the resolution with the Council's final funding decisions. This schedule will help meet our federal deadlines of May 15, 2007.

An Open House was held on January 29, 2007, allowing the public an opportunity to review and give input on the projects the City may fund with the federal dollars.

RELEVANT ORDINANCES:

None

TABLE OF CONTENTS

Attachment A – Draft Resolution Adopting One-Year Action Plan for Federal HUD Funds

**Attachment A
Resolution
adopting Annual
Action Plan**

RESOLUTION NO. __ OF 2007

APPROPRIATION RESOLUTION ADOPTING THE ONE-YEAR ACTION PLAN FOR
33rd YEAR COMMUNITY DEVELOPMENT BLOCK GRANT FUNDING,
HOME INVESTMENT PARTNERSHIPS PROGRAM FUNDING,
AMERICAN DREAM DOWNPAYMENT INITIATIVE FUNDING,
EMERGENCY SHELTER GRANT FUNDING, AND
HOUSING OPPORTUNITIES FOR PERSONS WITH AIDS FUNDING
(FISCAL YEAR 2007-08)
AND APPROVING INTERLOCAL COOPERATION AGREEMENT
BETWEEN SALT LAKE CITY AND
THE U.S. DEPARTMENT OF HOUSING AND URBAN DEVELOPMENT

WHEREAS, Salt Lake City (City) is entitled under 24 Code of Federal Regulations (CFR), Part 91, et al., to receive Community Development Block Grant (CDBG) funds in the amount of \$4,211,888, HOME Investment Partnerships Program (HOME) funds in the amount of \$1,279,714, American Dream Downpayment Initiative (ADDI) funds in the amount of \$27,341, Emergency Shelter Grant (ESG) funds in the amount of \$181,476, and Housing Opportunities for Persons with AIDS (HOPWA) funds in the amount of \$346,000 from the U.S. Department of Housing and Urban Development (HUD) for program year 2007-08; and

WHEREAS, the City will also reprogram these funds: \$518,468 recaptured from prior year CDBG allocations; \$361,596 from prior year HOME allocations; and \$31,632.29 from prior year HOPWA allocations; and

WHEREAS, it is in the best interests of the people of Salt Lake City that the City file an application with HUD for said funds in accordance with 24 CFR Part 91; and

WHEREAS, the public notices, hearings, and other pre-submission requirements as set forth in 24 CFR Part 91 have been accomplished by the City, including but not limited to the following: A public hearing held March 20, 2007 to consider a proposed list of CDBG, HOME, ADDI, ESG and HOPWA projects to be funded and to obtain the views of citizens regarding the City's One-year Action Plan; and

WHEREAS, the City Council does now meet this _____, 2007 to adopt the City's 2007 One-year Action Plan for CDBG, HOME, ADDI, ESG, and HOPWA funds;

NOW, THEREFORE, be it resolved by the City Council of Salt Lake City, Utah, as follows:

1. That the City hereby adopts its One-Year Action Plan for CDBG, HOME, ADDI, ESG, and HOPWA funds as set forth in Exhibit "A" attached hereto and made a part hereof by this reference.

2. That the Mayor, as the official representative of the City, is hereby authorized to submit the City's One-Year Action Plan for CDBG, HOME, ADDI, ESG, and HOPWA funds together with such additional information and certifications as may be required under 24 CFR Part 91 to the U.S. Department of Housing and Urban Development.

3. That the Mayor, as the official representative of Salt Lake City, or his designee, is hereby authorized to sign and execute the HUD Grant Agreement and any and all subsequent agreements between the City and other public entities resulting from and consistent with the HUD Grant Agreement, subject to final approval as to form by the City Attorney.

Passed by the City Council of Salt Lake City, Utah, this _____, 2007.

SALT LAKE CITY COUNCIL

By _____
CHAIR

ATTEST:

CHIEF DEPUTY CITY RECORDER

APPROVED AS TO FORM
Salt Lake City Attorney's Office
Date 11 March 13, 2007
By [Signature]

EXHIBIT "A"

Funding Recommendations for 2007-08. Exhibit "A" attached hereto, shall include the Funding Recommendations for the CDBG Program, the Funding Recommendations for the HOME Program, the Funding Recommendations for the ADDI Program, the Funding Recommendations for the HOPWA Program, and the Funding Recommendations for the ESG Program, (collectively referred to as the "One-Year Action Plan"). The One-Year Action Plan was presented to the City Council on March 13, 2007 when the Mayor made his funding recommendations and adopted by the City Council on _____, 2007.