
SALT LAKE CITY COUNCIL STAFF REPORT

DATE: April 8, 2008

SUBJECT: CDBG/ESG/HOME/HOPWA/ADDI Adoption Briefing

AFFECTED COUNCIL DISTRICTS: Citywide

STAFF REPORT BY: Jennifer Bruno, Budget & Policy Analyst

ADMINISTRATIVE DEPT.: Housing and Neighborhood Development

AND CONTACT PERSON: LuAnn Clark

Attached, for Council consideration, is a resolution, adopting the one-year action plan for Fiscal Year 2009 CDBG funding – Exhibit A contains the funding recommendations made by the Council at the April 1 work session.

Follow-up Information: The Council requested the Administration provide further information on the Odyssey House's request for window replacement (Public Services Building Improvements #8). The Council has tentatively recommended \$30,000 of the \$50,000 request (which will allow them to replace 10 of the 17 windows). Following the Council briefing, the Administration obtained further information from the Odyssey House. There is one window that is broken and needs replacement for that reason. The other windows will be replaced for energy efficiency and comfort reasons. 3 years ago they replaced 5 windows with energy efficient ones (the same ones they are proposing to use this year) using City CDBG funds. According to Odyssey House staff, clients in these rooms have reported an increase in comfort level (as drafts are reduced), and they have also noticed an overall decrease in energy consumption. The Council may wish to discuss this further, or reallocate this funding to another request (all categories are eligible except Public Services, which is at the 15% cap).

POTENTIAL MOTIONS:

Note: These motions are intended to allow Council Members who have conflicts due to their involvement in the requesting parties, to leave the room as necessary.

1. **["I move that the Council"]** Adopt the attached resolution adopting the one-year action plan for Fiscal Year 2008 Community Development Block Grant funding, referenced in the attached resolution as "Exhibit A," with the exception of the following items: CDBG items Housing #2 & #3, Public Services #15 & #35; HOME items #2 & #3; and ESG item #11.

Council Member Simonsen may now recuse himself

2. **["I move that the Council"]** Adopt the attached resolution adopting the one-year action plan for Fiscal Year 2008 Community Development Block Grant funding, referenced in the attached resolution as "Exhibit A," for the following items: CDBG items Housing #2 & #3, and HOME items #2 & #3.

Council Member Simonsen may now return, and Council Member Jergensen may recuse himself

3. **["I move that the Council"]** Adopt the attached resolution adopting the one-year action plan for Fiscal Year 2008 Community Development Block Grant funding, referenced in the attached resolution as "Exhibit A," for the following items: CDBG item Public Services #35 and ESG item #11. <MOTIONS CONTINUED ON NEXT PAGE>

Council Member Jergensen may now return, and Council Member Martin may recuse himself

4. **["I move that the Council"]** Adopt the attached resolution adopting the one-year action plan for Fiscal Year 2008 Community Development Block Grant funding, referenced in the attached resolution as "Exhibit A," for of the following item: CDBG item Public Services #15.

CDBG FUNDING SUMMARY

The City Council held a work session discussion on Tuesday, April 1st, to discuss allocation amounts for CDBG, ESG, HOME, HOPWA, ADDI applications. The attached resolution formally adopts the Council's funding allocations, listed as Exhibit A.

The following chart summarizes the Council's tentative CDBG allocations, by category:

Summary - CDBG Allocation - FY 08-09

	Request	CDCIP	Mayor		Council	
			Amount	% of total	Amount	% of total
Housing	\$ 1,520,000	\$ 1,205,000	\$ 1,205,000	26.1%	\$ 1,205,000	26.1%
Street Design	88,000	22,000	22,000	0.5%	49,000	1.1%
Street Construction (Including ADA physical access ramps)	1,471,400	544,400	644,400	14.0%	739,592	16.0%
Sidewalks	550,000	200,000	200,000	4.3%	295,192	6.4%
Parks	2,225,000	525,000	725,000	15.7%	525,000	11.4%
Public Services (15% of total grant amount cap)	937,858	606,893	606,893	13.2%	606,893	13.2%
Public Service Building Improvements	1,027,740	743,140	432,148	9.4%	425,748	9.2%
Planning	100,000	-	-	0.0%	0	0.0%
Percent for Art	3,000	25,000	25,000	0.5%	25,000	0.5%
Administration	702,721	702,721	702,721	15.2%	702,721	15.2%
Contingency	80,000	34,991	45,983	1.0%	35,000	0.8%
Total Recommended	\$ 8,705,719	\$ 4,609,145	\$ 4,609,145		\$ 4,609,145	

ESG FUNDING SUMMARY

The Council elected to follow the Mayor's recommendations on funding levels for all applications in the Emergency Shelter Grant (ESG) program, with the exception of Valley Mental Health (#10) and YWCA (#11) for a total funding allocation of \$185,924.33. In the case of Valley Mental Health, the Council decided to fund at a level consistent with the CDCIP board (\$16,000), which was approximately \$2,100 over the Mayor's recommendation. The Council balanced this increase with a decrease from the Mayor's recommendation for the YWCA, resulting in a \$27,924.33 allocation for that request.

HOME FUNDING SUMMARY

The Council elected to follow the Mayor and the Housing Trust Fund Advisory Board's recommendations on funding levels for all applications in the HOME Investment Partnerships Program (HOME) for a total funding allocation of \$1,836,403.

HOPWA FUNDING SUMMARY

The Council elected to follow the Mayor's recommendations on funding levels for all applications in the Housing Opportunities for People with AIDS (HOPWA), for a total funding allocation of \$367,852. \$123,752 was set aside for a forthcoming RFP for tenant-based rental assistance. It is expected that the Housing Authority of Salt Lake City, which did not submit an application in time for the current round of CDBG funding, would respond to this RFP.

ADDI FUNDING SUMMARY

The Council elected to follow the Mayor's recommendations on funding levels for all applications in the American Dream Downpayment Initiative (ADDI) for a total funding allocation of \$11,047.

Attached to the resolution is a detailed listing of specific project funding levels.

The following staff report was provided previously to the Council for the April 1, 2008 work session. It is provided again for your reference.

On Tuesday, March 11, 2008, the Mayor presented his recommended budgets for the use of the 2008-2009 federally allocated Community Development Block Grant (CDBG), Emergency Shelter Grant (ESG), HOME Investment Partnerships Program (HOME), Housing Opportunities for People with AIDS (HOPWA), and American Dream Down payment Initiative (ADDI) monies. During his presentation, Council Members received a booklet that showed each project that applied for funding, the funding request, the funding level recommended by the Community Development Capital Improvement Project Advisory Board (CDCIP) or Housing Trust Fund Board, and the Mayor's recommended funding level. Council Members also received comprehensive descriptions for each project.

Salt Lake City's funding level for fiscal year July 1, 2008 to June 30, 2009 represents a 3.9 percent reduction (\$165,935) from the current fiscal year. The federal government is continuing discussions that include additional cuts for the CDBG funding. Council Members have spoken with members of Utah's Congressional delegation, and have been assured that every effort will be made not to continue cutting this program. The Administration has indicated that \$563,192 is available for recapture this year, for a total amount of \$4,609,145 available.

On March 18, 2008, the Council held a public hearing on the Mayor's Recommended CDBG, ESG, HOME, ADDI and HOPWA budgets. The Council may wish to consider approving the budgets, with any desired revisions, on April 8, as the Administration will need to prepare a final document to submit to HUD.

OPTIONS

The Council may wish to identify its funding priorities and make tentative adjustments to the Mayor's recommendation if the Council's priorities are different than those recommended by the Mayor. The Council received recommendations from the Mayor, and held a public hearing to receive public input. All correspondence and comments that the Council Office received have been forwarded to Council Members for review.

POLICY CONSIDERATIONS

The City Council has the following policies with respect to the CDBG, ESG, HOME, and HOPWA programs. The Council may wish to reevaluate its policies to reaffirm or revise them.

1. The Council will not consider awarding CDBG, ESG, HOME or HOPWA funding to any organization unless an application for funding was received. This allows the City to meet federal requirements that all programs/projects funded are the subject of a public participation process.

2. Due to limitations of future CDBG funds by the federal government, it is the intent of the City Council that administrative and operational support not be increased for existing programs and not be provided to new programs absent extenuating circumstances.
3. It is the intent of the City Council to only consider CDBG-eligible projects and programs located within the City's jurisdictional limits for funding. Exceptions have been made in the past for organizations that are located outside Salt Lake City boundaries, but provide services to residents of the City.

During prior-year briefings on the Council's CDBG, ESG, HOME and HOPWA policies, Council Members raised several policy issues.

1. During the FY 2007 budget process the Council expressed an interest in giving priority to projects that have been identified for CDBG funding in the recently adopted 10 Year Capital Improvement Plan. This statement could be added to the other policy statements. There are multiple instances of projects that have been generally identified in the CIP 10 Year plan. **These are identified starting on Page 7 of this report.**
2. Council Members had expressed a concern that CDBG projects are funded for design, but never get funded for construction. Aside from the three street design requests (one of which was recommended to be funded), the public services category, and the Administration category, all of the CDBG funding request are for "bricks and mortar" construction/renovation projects.
3. Council Members expressed an interest in knowing what percentage of the recommended budget was allocated to administration or operating costs, versus one-time "bricks and mortar" or capital projects. By CDBG statute, no more than 15% of the grant allocated to Salt Lake City, can go towards the "Public Service" category (for salaries and administration activities). **In FY 2009's funding recommendation, 33% of the total allocation is going towards salary or other non-bricks-and-mortar projects (in Administration, Contingency, Public Services, Street Design, and some Housing).**
4. Council Members raised some questions about CDBG allocations being used to fund projects submitted by City departments rather than from community or neighborhood groups. There is no requirement or restriction from HUD regarding the allocation of CDBG dollars to projects initiated by the administering agency. CDBG funding could be considered a way to augment the City's dwindling resources in order to accomplish community goals and objectives. The Council may wish to revisit the practice of funding City-initiated projects if this practice is of concern to Council Members.
5. Council Members asked whether the Council could commit multi-year funding in order to finance large projects. While a current Council cannot legally bind a future Council by appropriating future CDBG allocations (and because annual CDBG allocations are dependent on the Federal budget), the Council has some tools with which to plan for the financing of major projects. First, the Council can indicate its intent, which is not binding, to fund a project over a period of years. The Council did this in 1998 and 1999 with the construction of the Central City Senior Center, funding half of the project in 1998 and half of the project in 1999. The City simply "holds" the first allocation until the entire budget is appropriated for construction. Second, the Council can utilize Section 108 loans to fund large CDBG-eligible projects. A Section 108 loan is similar to Motor Fuel Excise Tax (MFET) bonding, in that it borrows against future CDBG allocations, like the City has borrowed against future Class C allocations. The City must be able to prove that the City could finance the project and pay back the loan in the event that future CDBG funding became limited.

The Council and Administration utilized this funding mechanism in 1989 in order to purchase a property (the Canterbury Apartments) for the non-profit arm of the Salt Lake City Housing Authority, as they were at risk of defaulting on some bonds, which they used to purchase some rental properties. The purchase of the building was deemed to be in keeping with the community development and housing objectives of the CDBG program. In this instance, the City borrowed against a portion of 5 years of future CDBG funding, purchased the Canterbury and financed repairs at the Ben Albert Apartments. The rents from the Canterbury and CDBG funds were used to pay off the Section 108 loan. The properties have now been deeded by the City to the Housing Authority, who will begin to pay the City back, over a period of 10 years, for a portion of the original loan (Council Staff is confirming with the Administration when these payments will begin).

The City made this policy decision for two purposes: 1) to contribute to community housing development; and 2) to solidify the CDC's bond situation, since to default would have reflected negatively on the City's bonding ability.

ANALYSIS

The following information is a brief summary of the proposed 34th Year CDBG, ESG, HOME, and HOPWA budgets (Fiscal Year 2008-09). The summary includes an analysis of the recommended budgets and indicates where the proposed budgets differ from previous budgets or may not be consistent with previous policy directives adopted by the Council. Council staff has attached the 34th Year CDBG, ESG, HOME, and HOPWA recommendations that were provided during the Mayor's address, as well as a comprehensive description of each project that applied for funding.

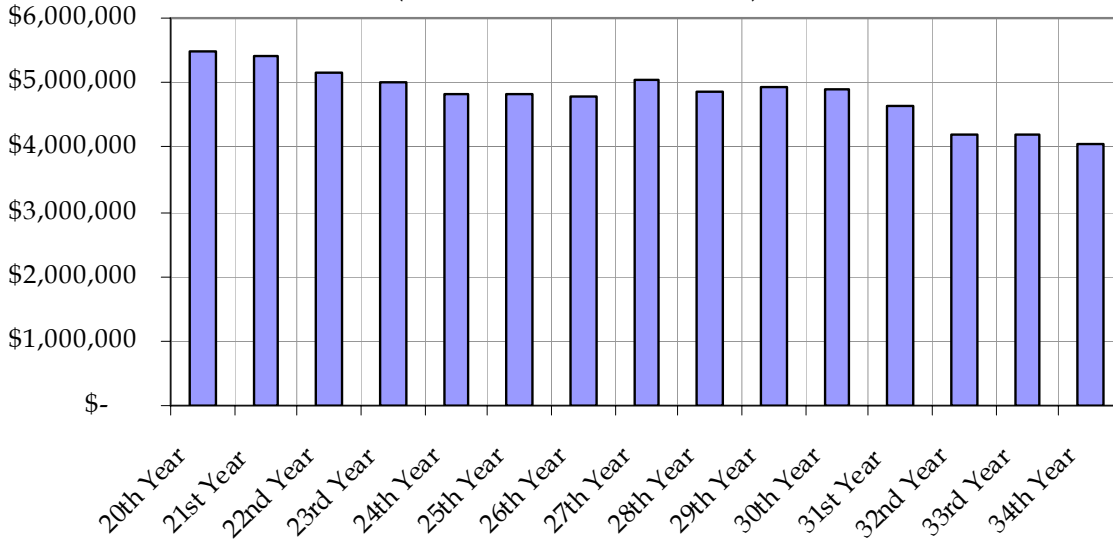
Community Development Block Grant Program -

The Administration received applications for \$8,705,719 in 34th Year CDBG funding (up from \$7,036,772 in the 33rd year). HUD awarded Salt Lake City \$4,045,953 in Fiscal Year 2008-09, a decrease of \$165,935 (3.9 percent) from the last fiscal year. The Administration is proposing to augment HUD's award with \$563,192 in funding reallocated from prior years for a total budget of \$4,609,145. The difference between funding requested and funding that can be allocated in this funding cycle is \$4 million (up from a \$2.3 million difference in the previous fiscal year).

The total funding awarded and allocated over the past ten years is as follows:

- 34th Year (08-09) \$4,045,953 (+ \$563,192 reallocated = \$4,609,145)
- 33rd Year (07-08) \$4,211,888 (+ \$518,468 reallocated = \$4,730,356)
- 32nd Year (06-07) \$4,207,623 (+ \$523,361 reallocated = \$4,730,984)
- 31st Year (05-06) \$4,649,907 (+ \$378,138 reallocated = \$5,028,045)
- 30th Year (04-05) \$4,891,000 (+ \$400,000 reallocated = \$5,291,000)
- 29th Year (03-04) \$4,937,000 (+ \$198,465 reallocated = \$5,135,465)
- 28th Year (02-03) \$4,854,000 (+ \$163,800 reallocated = \$5,017,800)
- 27th Year (01-02) \$5,031,000 (+ \$300,000 reallocated = \$5,331,000)
- 26th Year (00-01) \$4,791,000 (+ \$249,279 reallocated = \$5,040,279)
- 25th Year (99-00) \$4,840,000 (+ \$150,000 reallocated = \$4,990,000)
- 24th Year (98-99) \$4,810,000
- 23rd Year (97-98) \$4,999,000 (+ \$220,000 reallocated = \$5,219,000)
- 22nd Year (96-97) \$5,145,000

CDBG Historic Funding Levels
(amount awarded from HUD)



The CDBG budget is divided into the major categories. A comparison of overall requests and proposed funding for each category is as follows:

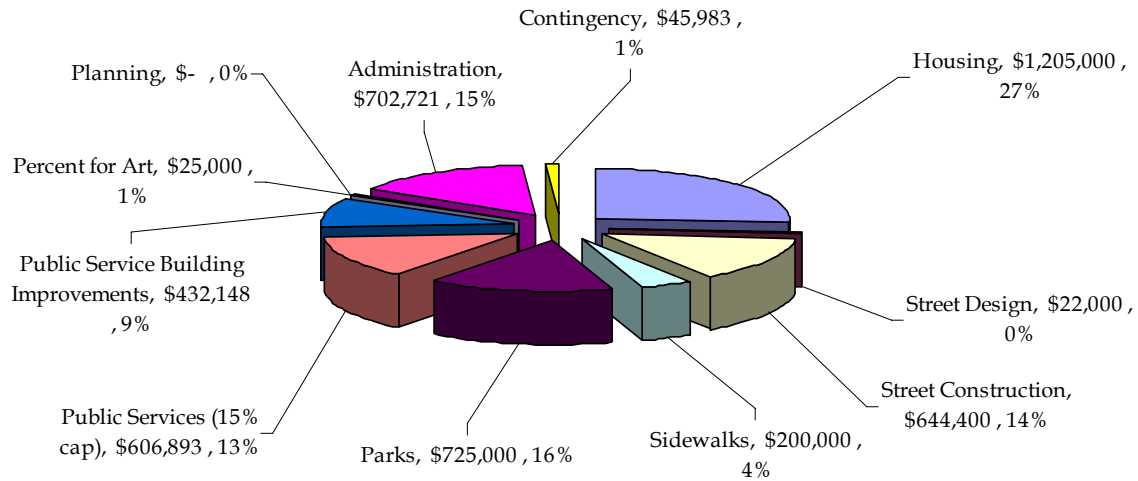
Summary - CDBG Allocation - FY 07-08

	Request	CDCIP	Mayor	
			Mayor	% of total
Housing	\$ 1,520,000	\$ 1,205,000	\$ 1,205,000	26.1%
Street Design	88,000	22,000	22,000	0.5%
Street Construction	1,471,400	544,400	644,400	14.0%
Sidewalks	550,000	200,000	200,000	4.3%
Parks	2,225,000	525,000	725,000	15.7%
Public Services (15% cap)	937,858	606,893	606,893	13.2%
Public Service Building Improvements	1,027,740	743,140	432,148	9.4%
Planning	100,000	-	-	0.0%
Percent for Art	3,000	25,000	25,000	0.5%
Administration	702,721	702,721	702,721	15.2%
Contingency	80,000	34,991	45,983	1.0%
Total Recommended	\$ 8,705,719	\$ 4,609,145	\$ 4,609,145	

*CDCIP - Community Development and Capital Improvement Projects Citizen Advisory Board

CDBG Allocation - FY 08-09

Breakdown by Category Mayor's Recommended



The following sections detail the major categories, including any differing recommendations between the Mayor and CDCIP board.

Housing

The City received seven applications for 34th Year CDBG Housing funding in the amount of \$1,520,000. The Mayor and CDAC did not differ in any other recommended funding amounts, and recommended a total of \$1,205,000 in the category.

There are two applicants, Community Development Corporation's Property Purchase and Rehabilitation program, and Housing and Neighborhood Development's Housing Match Fund, which did not receive a funding recommendation by either CDCIP or the Administration.

Street Design

Three applications were received for street design projects for a total amount of \$88,000. Both CDCIP and the Administration recommended funding for the Bell Avenue Street Design (\$22,000). No other project received funding recommendations.

Street Construction

The City received four applications totaling \$1,471,400 for this category, which funds street improvements in CDBG-eligible areas. The Mayor agreed with CDAC's recommendations in all cases, with the exception of ADA Physical Access ramps. The Mayor recommended funding this \$400,000 request in the amount of \$300,000. CDCIP recommended funding \$200,000. The recently adopted 10 Year CIP plan contemplates an estimated \$2,000,000 per year (from CIP general fund dollars) for local street reconstruction – for non-specified local streets. Engineering submits funding requests for both CIP and CDBG processes in order of need.

Sidewalks

The recently adopted CIP 10 Year Plan includes \$900,000 per year in sidewalk replacement (to be matched with \$700,000 per year in Special Improvement District funds). The application for CDBG-funded sidewalk replacement this year was for \$500,000, and both CDCIP and the Mayor recommended funding \$200,000 of this request. The Liberty Wells Community Council also

submitted a request for sidewalk replacement in the Liberty Wells area, in the amount of \$50,000. Neither CDCIP nor the Mayor recommended funding this request.

Parks

There are eight requests for park category funding, for a total amount of \$2,225,000. CDCIP is recommending \$525,000 and the Mayor is recommending \$725,000. Both the Mayor and CDCIP recommended funding the Riverside Park Streetscape project, the Cottonwood Park Playground, and the Jordan River Parkway Security Lighting project. Additionally, the Mayor recommended funding the \$200,000 request for soccer field development at the 1700 South Jordan River Park, while CDCIP did not.

Public Services

The Administration received applications for \$937,858 this fiscal year from thirty-five organizations. According to HUD guidelines, the maximum amount that can be spent per year on public services expenses is 15% of the total award, plus program income. The Mayor's recommended budget of \$606,893 is at the allowable cap of 15%. The Council will not be able to fund over this 15% cap.

The "Public Services" category includes requests from agencies and organizations for operational or administrative support for programs that provide community services. While federal Community Development Block Grant regulations allow a certain amount of funds to be spent for the expansion and improvement of community services, the original intent of the program was to revitalize neighborhoods. Past Councils have maintained a policy not to increase administrative or operational funding for existing programs or to grant operational funding for new programs absent extenuating circumstances. This decision has been in consideration of the program's original intent and in light of limited CDBG funding from the federal government.

In a few instances, the Mayor and CDCIP have recommended that agencies receive increased operational and administrative funding, and have indicated that these recommendations were based on extenuating circumstances. The Council may wish to note that cost of living or inflationary increases have not been considered into CDBG funding allocations within recent years. The Council may also wish to note that some of the funding requests within this category are for equipment and supplies, which could be considered more of a capital item than administrative or operating item (machines, vehicles, computers, printers, etc).

The Council may wish to note that with the exception of the Bad Dog Rediscovered America, Big Brothers Big Sisters of Utah, Catholic Community Services Marillac House, Salt Lake Donated Dental, Fourth Street Clinic, the Guadalupe Center, the Kostopulos Dream Foundation, The Road Home, SLC Police Mobile Neighborhood Watch, the Utah Food Bank, Valley Mental Health, and the YWCA, all of the CDCIP board and Mayor's recommendations are consistent. Most of the Mayor's funding recommendations differ with CDCIP's, in order to shift more money towards organizations with an emphasis on education.

Public Services Building Improvements

The Administration received thirteen applications for Public Services Building Improvements totaling \$1,027,740. CDCIP has recommended funding \$743,140 of these requests. The Mayor has recommended funding \$432,148 of these requests.

The Council may wish to note that with the exception of the Community Action Program, Odyssey House, and Salvation Army all of the CDCIP and Mayor's recommendations are consistent.

Planning

One application for \$100,000 was submitted for CDBG funding consideration within this category. It is to conduct a reconnaissance and intensive-level survey in the Central City Historic District to update earlier surveys. The boundaries of the area would be 500 to 700 East, 60 to 900 South. Neither the Mayor nor CDCIP recommended funding this project.

Percent for Art

The percent for art budget requested was \$3,000. Both CDCIP and the Mayor recommended increasing this to \$25,000. This would be well above last year's allocation of \$5,952.

Administration

For City Administration requests, both CDAC and the Mayor have recommended the full requested amount of \$702,721.

Contingency

The contingency allocation for FY 2009 is requested to be \$80,000. Both the Mayor and CDAC have recommended reducing this proposed amount. CDCIP recommended \$34,991, and the Mayor recommended \$45,983. The Council approved \$30,000 in contingency funds last fiscal year.

The Council may wish to inquire with the Administration what levels they deem necessary, given the recent information that construction cost inflation may be cooling.

CIP 10 Year Plan Projects

The following are projects identified in the CIP 10 Year Plan that are have funding requests for the current year's CDBG cycle:

1. \$400,000 requested – ADA Physical Access Ramps (*Street Construction, #1*) – The 10 Year Plan recommends \$400,000 per year to address this issue. However it lists the funding source as “General Fund” (meaning CIP) and not CDBG. Both CDCIP and the Mayor recommended funding this request. The Mayor has recommended \$300,000 while CDCIP has recommended \$200,000.
2. Street Reconstruction - \$1,071,400 requested - (*Street Construction, #2, 3, and 4*). Though the 10 Year Plan does not identify any of these streets specifically, it does recommend \$2 million per year in “Local Street Reconstruction,” from CIP or CDBG sources. Both CDCIP and the Mayor recommended funding #2 and #3 (Dale Avenue and 1000 West and Euclid Avenue) for a total of \$344,400.
3. \$200,000 – Sidewalk Replacement Program (*Sidewalks, #1 and #2*) – The 10 Year plan recommends \$900,000 per year from “General Fund” to address Deteriorated Sidewalk Replacement. The request from SLC Engineering was for \$500,000. An additional request was submitted from Liberty Wells Community Council for \$50,000. Both CDCIP and the Mayor recommended funding \$200,000 for Engineering's request, but did not recommend funding Liberty Wells Community Council's request.
4. \$200,000 – Cottonwood Park Playground (*Parks #2*) - Both the Mayor and CDAC recommended funding for this project. Design funds for this project were appropriated last year.
5. \$150,000 – Security Lighting, Jordan River Park (*Parks #3*). The Mayor and CDAC have both recommended funding this project in the amount of \$150,000. In the CIP 10 Year

Plan, a total of \$455,000 is scheduled to be funded from CDBG for this project (\$45,000 in FY 08, \$110,000 in FY 09, and \$100,000 every second year after that).

6. \$300,000 – 1700 South Jordan River Park restroom reconstruction (*Parks #4*). The 10 Year Plan recommended funding this project in FY 2007. Neither CDCIP nor the Mayor recommended funding the request.
7. \$300,000 – Cottonwood Park restroom reconstruction (*Parks #5*). The 10 Year Plan recommended funding this project in FY 2008. Neither CDCIP nor the Mayor recommended funding the request.
8. \$200,000 – 1700 South Jordan River Park Soccer Field Development (*Parks #7*). The 10 Year Plan recommends funding this project in FY 2009. CDCIP did not recommend funding this project but the Mayor did. *Staff note: Parks #6 (1700 South Jordan River Park Sprinkler System Rebuild - \$300,000) was not recommended for funding by CDCIP or the Mayor, but would provide an irrigation system for the entire park, including the proposed soccer field.*

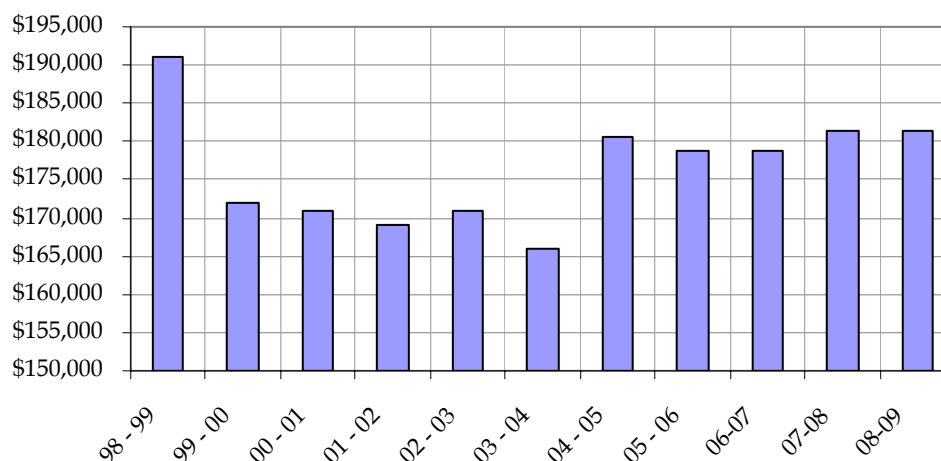
Emergency Shelter Grant Program (ESG) –

This program is designed to improve the quality of existing emergency homeless shelters, make available additional emergency shelters, meet the costs of shelter operation and provide certain essential social services to the homeless.

The Administration received applications for \$255,300 in ESG funding. The City will receive \$181,475 from the Federal Department of Housing and Urban Development this year, the same amount as was allocated last year. There is \$4,449.93 available for reallocation, resulting in total funds available of \$185,924.33. Total funding for past eleven years is as follows:

- 34th Year (08-09) \$181,475 - plus \$4,449.93 to reallocate for a total of \$185,924.33
- 33rd Year (07-08) \$181,475
- 32nd Year (06-07) \$178,855
- 31st Year (05-06) \$178,884
- 30th Year (04-05) \$180,593
- 29th Year (03-04) \$166,000
- 28th Year (02-03) \$171,000
- 27th Year (01-02) \$169,000
- 26th Year (00-01) \$171,000
- 25th Year (99-00) \$172,000
- 24th Year (98-99) \$191,000

ESG Funding Levels



A limited number of agencies in Salt Lake City operate programs that are eligible for ESG funding. A total of eleven applications were received. Both CDCIP Board and the Mayor recommended funding for all applicants, except Housing Assistance Management Enterprises (HAME), and the Salvation Army’s Adult Rehabilitation program (these are new programs). The Mayor recommended full funding (\$30,000) for the YWCA’s Residential Self-Sufficiency program, which the CDCIP Board had recommended at just under \$24,000. As a result, the Mayor recommended decreases in funding for Valley Mental Health and the Family Promise-Salt Lake Day Center Operations. All other programs had equal recommendations. The Administration and staff can brief the Council on the programs and the intended uses of the funds, during the work session.

Home Investment Partnerships Program (HOME) -

The purpose of the HOME program is to provide funding for the expansion of decent, safe, sanitary and affordable housing for very low-income people. Total HOME funding over the past thirteen years is as follows:

- Year 08-09 \$1,236,403 (+\$600,000 reallocated = \$1,836,403)
- Year 07-08 \$1,279,714 (+\$361,596 reallocated = \$1,641,310)
- Year 06-07 \$1,292,136 (+\$370,000 reallocated = \$1,662,136)
- Year 05-06 \$1,373,848 (+\$14,015 reallocated = \$1,387,863)
- Year 04-05 \$1,455,036
- Year 03-04 \$1,453,020
- Year 02-03 \$1,354,000
- Year 01-02 \$1,350,000
- Year 00-01 \$1,215,000
- Year 99-00 \$1,209,000 (+ \$151,800 reallocated = \$1,360,800)
- Year 98-99 \$1,122,000
- Year 97-98 \$1,046,000
- Year 96-97 \$1,071,000
- Year 95-96 \$1,048,000

The City received HOME applications totaling \$2,274,971 from ten agencies. The City will receive \$1,236,403 from HUD this year in HOME funds, to combine with \$600,000 in reallocated

funds, for a total funding amount available of \$1,836,403 (a \$556,609 increase from last year's funding cycle). Both the CDCIP Board and the Mayor recommended equal funding for all applicants. The Administration and staff can brief the Council on the programs and the intended uses of the funds, during the work session.

Housing Opportunities for Persons with AIDS (HOPWA) -

The purpose of the HOPWA program is to provide housing assistance and supportive services for low-income persons with HIV/AIDS and their families. The HOPWA Grant program provides assistance through formula allocations to eligible States and metropolitan areas. The Salt Lake City/Ogden Metropolitan Statistical Area (MSA) has qualified to receive funding from year 2005-2006 due to the number of HIV/AIDS cases in the MSA, with two counties added this year, Tooele and Summit. The grant amount this year is \$357,000 combined with an additional \$10,852 in available funds, for a total of \$367,852. The grant amount last year was \$346,000, combined with \$31,632 in available funds, for a total of \$377,632. This year's amount available represents a \$9,780 decrease.

The City participates on a Statewide HIV/AIDS Housing Steering Committee to ensure all applications are consistent with the needs identified in the strategy for the MSA. The Steering Committee updated the State HIV/AIDS housing Plan in June 2001, with revisions planned for this year. The City has also met with all entities within the MSA to coordinate their recommendations and determine the services needed in their areas, as well as how best to perform community outreach.

There were eight requests for \$282,300 in funding. The Administration and staff can brief the Council on the programs and the intended uses of the funds, during the work session.

American Dream Downpayment Initiative (ADDI) -

The American Dream Down payment Initiative (ADDI) was a new federal program in 2004. ADDI aims to increase the homeownership rate, especially among lower income and minority households, and to revitalize and stabilize communities.

The total grant allocation for this program for FY 08-09 is \$11,047 (a \$16,294 decrease from last year's allocation). There were two applications for this program, totaling \$120,000 - one from NeighborWorks Salt Lake, which provides down payment and closing costs assistance, and one from Salt Lake City Housing and Neighborhood Development (HAND), which provides down payment assistance to 8 low-to-moderate income first time homebuyers. The Housing Trust Fund and the Mayor recommended funding both requests.

➤ BACKGROUND

The annual appropriations of CDBG, ESG, HOME, HOPWA, and now ADDI are distributed to Salt Lake City by the U.S. Department of Housing and Urban Development (HUD). In 1995, Salt Lake City submitted a five-year consolidated plan for the CDBG, ESG and HOME programs, which defined how Salt Lake City planned to use its housing and community development resources to meet policy objectives. Each year thereafter, the Mayor proposed a one-year action plan, or budget for these programs. The City Council then made the changes deemed necessary and finalized the one-year action plan for submission to the U.S. Department of Housing and Urban Development (HUD).

In FY2000-2001, and again in FY 2005-2006, a new five-year consolidated plan was prepared by the City and adopted by the Council for submission to HUD, in addition to the one-year budget for each program. The Consolidated Plan is available for review by Council Members.

cc: Cindy Gust-Jenson, Lyn Creswell, David Everitt, Esther Hunter, Mary De La Mare Schaefer, Luann Clark, Greg Johnson, Sherri Collins, Lehua Weaver, Sylvia Jones, Karen Halladay, Steve Fawcett and Gordon Hoskins

File Location: Budget/09 Budget/CDBG - 09 - staffreport

**SALT LAKE CITY CDBG PROGRAM
FUNDING RECOMMENDATIONS FOR 34TH YEAR (2008-09)**

#	APPLICANT NAME PROJECT NAME	PROJECT DESCRIPTION	PREVIOUS GRANTS		REQUEST AMOUNT	FUNDING RECOMMENDATIONS		
			YEAR	AMOUNT		CDCIP	MAYOR	COUNCIL
HOUSING								
1	ASSIST Inc Emergency Home Repair and Accessibility & Community Design City-wide	Funds for salaries, operational support and rehabilitation funds to provide emergency home repair and design to eligible low income residents. Repairs include plumbing, heating & electrical, leaking roofs, etc.	33rd 32nd 31st 30th 29th Others Total	350,000 350,000 350,000 350,000 325,000 4,742,500 6,467,500	350,000	350,000	350,000	350,000
2	Community Development Corporation Program support City-wide	Funds for salaries of agency staff for a program that provides affordable housing. Services include downpayment assistance grants, purchase and rehab of existing housing units and new construction.	33rd 32nd 31st 30th 29th Others Total	70,000 70,000 70,000 70,000 75,000 1,049,147 1,404,147	125,000	70,000	70,000	70,000
3	Community Development Corporation Property Purchase & Rehabilitation Income eligible census tracts	Purchase, rehabilitate and sell one property for affordable housing in target areas of the RDA and/or in neighborhoods where CDC has acquired homes from HUD. CDC is also requesting that the funds be setup as a revolving loan fund and not returned to SLC for reallocation.	33rd 32nd 31st 30th 29th Others Total	0 75,000 75,000 125,000 150,000 270,000 695,000	110,000	0	0	0
4	Housing and Neighborhood Development Division Housing Match Fund Income eligible census tracts	Funds to be used by SLC as match money for new, transitional, and permanent housing projects proposed by housing agencies.	30th 29th 28th 27th 26th Others Total	75,000 100,000 90,000 65,000 100,000 775,000 1,205,000	100,000	0	0	0
5	Housing and Neighborhood Development Division Low and Moderate Income Housing Rehabilitation/ Revolving Loan Fund Income eligible census tracts	Funds for salaries, operational support & rehabilitation activities to bring residential properties up to housing code standards, provide first time homebuyer acquisition and rehabilitation, manage a \$39 million mortgage portfolio, provide financial assistance and emergency repairs in eligible areas or for income-eligible residents.	33rd 32nd 31st 30th 29th Others Total	600,000 600,000 600,000 600,000 600,000 11,852,995 14,852,995	600,000	600,000	600,000	600,000

**SALT LAKE CITY CDBG PROGRAM
FUNDING RECOMMENDATIONS FOR 34TH YEAR (2008-09)**

#	APPLICANT NAME PROJECT NAME	PROJECT DESCRIPTION	PREVIOUS GRANTS		REQUEST AMOUNT	FUNDING RECOMMENDATIONS		
			YEAR	AMOUNT		CDCIP	MAYOR	COUNCIL
6	NeighborWorks Salt Lake (Formerly NHS) Revolving Loan Fund Westside neighborhoods	Funds for salaries, operational support and rehabilitation funds to provide low-interest loans to people who may not qualify for a traditional bank mortgage. Funds also used for acquisition, blended mortgages, home improvement loans and rehabilitation projects.	33rd	100,000	150,000	100,000	100,000	100,000
			32nd	100,000				
			31st	100,000				
			30th	100,000				
			29th	100,000				
			Others	1,130,000				
			Total	1,630,000				
7	Services for Seniors, a unit of Utah Food Bank Home Repair Project Citywide	Funds for salaries and operational support of agency that provides minor home repairs for very low income seniors & disabled homeowners. Repairs include repairs to furnaces & swamp coolers, minor plumbing, electrical & painting.	33rd	80,000	85,000	85,000	85,000	85,000
			32nd	80,000				
			31st	76,000				
			30th	76,000				
			29th	55,000				
			Others	216,500				
			Total	583,500				
		Housing Total			1,520,000	1,205,000	1,205,000	1,205,000
		Percent of Total			37.6%	29.8%	29.8%	29.8%

STREET DESIGN								
1	Bell Avenue Street Design Bell Avenue from Glendale Drive to Redwood Drive City Engineering	Funding for project design for reconstruction of Bell Avenue, including installation of curb, gutter, sidewalk, parkstrip landscaping, and storm drain improvements. City Engineering's preliminary cost estimate: \$228,000	New		22,000	22,000	22,000	22,000
2	Burbank Avenue Street Design Burbank Avenue from Glendale Drive to Redwood Drive City Engineering	Funding for project design for reconstruction of Burbank Avenue, including installation of curb, gutter, sidewalk, parkstrip landscaping, and storm drain improvements. Engineering requests Burbank & Mission design projects be funded at same time to address common design issues. City Engineering's preliminary cost estimate: \$287,000	New		27,000	0	0	27,000
3	Mission Road Street Design Mission Road from Burbank Avenue to 1300 South City Engineering	Funding for project design for the reconstruction of Mission Road, including installation of curb, gutter, sidewalk, parkstrip landscaping, and storm drain improvements. Engineering requests Burbank & Mission design projects be funded at same time to address common design issues. City Engineering's preliminary cost estimate: \$401,000	New		39,000	0	0	0
		Street Design Total			88,000	22,000	22,000	49,000
		Percent of Total			2.2%	0.5%	0.5%	1.2%

**SALT LAKE CITY CDBG PROGRAM
FUNDING RECOMMENDATIONS FOR 34TH YEAR (2008-09)**

#	APPLICANT NAME PROJECT NAME	PROJECT DESCRIPTION	PREVIOUS GRANTS		REQUEST AMOUNT	FUNDING RECOMMENDATIONS		
			YEAR	AMOUNT		CDCIP	MAYOR	COUNCIL
STREET CONSTRUCTION								
1	Physical Access Ramps City-wide SLC Engineering	Construct access ramps in eligible areas for individuals who use wheelchairs, strollers, walkers, canes, etc. for ADA compliance. Requested amount would fund 86 ramps. Construction: \$343,100 Design & Engineering: \$56,900	33rd 32nd 31st 30th 29th Others Total	300,000 345,450 304,558 300,000 200,000 778,720 2,228,728	400,000	200,000	300,000	395,192
2	Dale Avenue Street Reconstruction Dale Ave from Redwood Drive to Glendale Drive SLC Engineering	Reconstruction of Dale Avenue, to include street reconstruction, curb, gutter, sidewalk, parkstrip landscaping, and storm drain improvements. 31st Year was for design & engineering combined with Redwood Drive. Inspection & administration: \$17,900	31st	56,000	163,000	163,000	163,000	163,000
3	Residential Street Reconstruction Dale Ave., Bell Ave., and Burbank Ave. Glendale Comm. Council	Reconstruction of Dale Avenue, Bell Avenue, and Burbank Avenue to include street reconstruction, curb, gutter, sidewalk, parkstrip landscaping, and storm drain improvements. Application is for design and construction. Bell design cost:\$22,000 Burbank design cost: \$27,000 Dale construction cost: \$163,000 Bell construction cost: \$228,000 Burbank construction cost: \$287,000	New		727,000	0	0	0
4	1000 West and Euclid Avenue Street Improvements 1000 West from Euclid Ave. to 200 South NeighborWorks Salt Lake	Install curb and gutter on both east and west sides of 1000 West from Euclid south to the alleyway at mid-block. Also sidewalk ramps at corners and alley. Application is for design, engineering and construction. Inspection & administration: \$32,000	New		181,400	181,400	181,400	181,400
		Street Construction Total			1,471,400	544,400	644,400	739,592
		Percent of Total			36.4%	13.5%	15.9%	18.3%

**SALT LAKE CITY CDBG PROGRAM
FUNDING RECOMMENDATIONS FOR 34TH YEAR (2008-09)**

#	APPLICANT NAME PROJECT NAME	PROJECT DESCRIPTION	PREVIOUS GRANTS		REQUEST AMOUNT	FUNDING RECOMMENDATIONS		
			YEAR	AMOUNT		CDCIP	MAYOR	COUNCIL
SIDEWALKS								
1	Sidewalk Replacement Program City-wide in eligible areas SLC Engineering	Replace deteriorated and defective sidewalk in CDBG eligible areas to improve pedestrian access and safety. Design & Administration - \$71,400	33rd 32nd 31st 30th 29th Others Total	200,000 300,000 300,000 240,696 200,000 3,997,106 5,237,802	500,000	200,000	200,000	295,192
2	Sidewalk Replacement Liberty Wells Comm. Council	Replace deteriorated and defective sidewalk in Liberty Wells Community area to improve pedestrian access and safety.	New		50,000	0	0	0
		Sidewalks Total			550,000	200,000	200,000	295,192
		Percent of Total			13.6%	4.9%	4.9%	7.3%
PARKS								
1	Riverside Park Streetscape 600/700 North from 1450 West to Riverside Drive SLC Engineering	Construct sidewalk on 600 and 700 North along the south frontage of Riverside Park and construct landscaping and sprinkler irrigation systems to facilitate pedestrian traffic to and from Backman Elementary. Prior year was for park strip improvements. Engineering & design: \$16,500	31st	71,500	175,000	175,000	175,000	175,000
2	Cottonwood Park Playground 300 North 1600 West SLC Engineering	Remove and replace old playground equipment with new playground equipment that meets current ADA standards and necessary adjustments to sidewalks, irrigation systems, grading, and landscaping. Construction: \$200,000 Engineering & design funded in 33rd Year	33rd	35,000	200,000	200,000	200,000	200,000
3	Jordan River Parkway Security Lighting 300 North 1300 West to 500 North Redwood Road SLC Engineering	Add security lighting to the Jordan River Parkway from Cottonwood Park to Redwood Road at State Agriculture Building to enhance security and safety. Construction: \$125,000 Engineering, administration & design: \$25,000	New		150,000	150,000	150,000	150,000

SALT LAKE CITY CDBG PROGRAM
FUNDING RECOMMENDATIONS FOR 34TH YEAR (2008-09)

#	APPLICANT NAME PROJECT NAME	PROJECT DESCRIPTION	PREVIOUS GRANTS		REQUEST AMOUNT	FUNDING RECOMMENDATIONS		
			YEAR	AMOUNT		CDCIP	MAYOR	COUNCIL
4	1700 South Jordan River Park Restroom Reconstruction 1700 South 1150 West SLC Engineering	Demolish existing restroom and reconstruct new restroom. Construct new sidewalks, irrigation system and landscape to match the facility. Engineering & design - \$36,000	New		300,000	0	0	0
5	Cottonwood Park Restroom Reconstruction 300 North 1600 West SLC Engineering	Demolish existing restroom and construct new restroom. Construct new sidewalks, irrigation system and landscape to match the facility. Engineering & design - \$36,000	New		300,000	0	0	0
6	1700 South Jordan River Park Sprinkler System Rebuild 1150 West 1700 South SLC Engineering	Install a new irrigation system for the entire park, including the former BMX course that will be developed as a soccer field. Engineering & design - \$50,000	New		300,000	0	0	0
7	1700 South Jordan River Park Soccer Field Development 1150 West 1700 South SLC Engineering	Remove berms and bumps from the former BMX course located on the southeast side of the park and replace it with a new soccer field with sod and coordinate irrigation system with park system. Engineering & design - \$40,000	New		200,000	0	200,000	0
8	Jordan Meadows Community Park 400 North & 1920 West SLC Engineering	Funding for improvements to a new neighborhood park that may include ADA playground, pavilion, picnic area, play fields, and other park improvements associated with a new park. 33rd Year funds for design Engineering & administration: \$100,000	33rd	35,000	600,000	0	0	0
		Parks Total			2,225,000	525,000	725,000	525,000
		Percent of Total			55.0%	13.0%	17.9%	13.0%

**SALT LAKE CITY CDBG PROGRAM
FUNDING RECOMMENDATIONS FOR 34TH YEAR (2008-09)**

#	APPLICANT NAME PROJECT NAME	PROJECT DESCRIPTION	PREVIOUS GRANTS		REQUEST AMOUNT	FUNDING RECOMMENDATIONS		
			YEAR	AMOUNT		CDCIP	MAYOR	COUNCIL
PUBLIC SERVICES								
1	Bad Dog Rediscovered America Art Instruction Outreach 1500 W 600 North, SLC 466 S Cheyenne, SLC	Salaries for agency staff, insurance and art supplies for a program that provides after-school art outreach to students at Backman and Edison Elementary schools.	33rd 32nd Total	5,000 5,000 10,000	10,000	0	10,000	10,000
2	Big Brothers Big Sisters of Utah School-based Mentoring Program 429 South 800 East, SLC 750 West 200 North, SLC 420 North 200 West, SLC	Salaries and mileage for agency staff and VISTA volunteer for a program that provides school-based mentoring program at Bennion, Jackson and Washington Elementary schools.	33rd Total	5,000 5,000	10,000	5,000	10,000	10,000
3	Boys & Girls Clubs of GSL Capitol West Club 567 West 300 North, SLC	Salaries for agency staff for an after-school program that provides core Club activities in guidance oriented character development programs to low income youth in the Jackson/Guadalupe area.	33rd 32nd 31st 30th 29th Others Total	30,000 30,000 30,000 34,000 34,000 480,000 638,000	36,540	20,000	20,000	20,000
4	Boys & Girls Clubs of GSL Youth With a Voice Lied -464 South Concord St. Sugar House -968 E Sugarmont Dr Capitol West -567 West 300 North	Salaries for agency staff, student incentives and supplies for a program that teaches life and social skills, provides recreational opportunities and leadership skills for at-risk youth (ages 11-17) at the three Salt Lake City centers.	33rd 32nd 31st 30th 29th Others Total	15,000 15,000 15,000 20,000 20,000 363,000 448,000	33,616	15,000	15,000	15,000
5	Catholic Community Services Marillac House 745 East 300 South, SLC	Salaries for agency staff for a program that provides emergency shelter and services to women with substance abuse and/or psychiatric problems and their dependent children.	33rd 32nd Total	10,000 10,000 20,000	20,000	15,000	10,000	10,000
6	Catholic Community Services St. Mary's Home for Men 745 East 300 South, SLC	Salaries for agency staff for a program that provides residential substance abuse treatment for adult men.	33rd 32nd Total	5,000 5,000 10,000	10,000	5,000	5,000	5,000

**SALT LAKE CITY CDBG PROGRAM
FUNDING RECOMMENDATIONS FOR 34TH YEAR (2008-09)**

#	APPLICANT NAME PROJECT NAME	PROJECT DESCRIPTION	PREVIOUS GRANTS		REQUEST AMOUNT	FUNDING RECOMMENDATIONS		
			YEAR	AMOUNT		CDCIP	MAYOR	COUNCIL
7	Catholic Community Services St. Vincent de Paul Day Shelter 235 South Rio Grande, SLC	Salaries and case management for agency staff for a program that provides day shelter services for homeless persons, including showers, lockers, hygiene items, & health referrals.	33rd	20,000	30,000	15,000	15,000	15,000
			32nd	20,000				
			31st	45,000				
			30th	40,000				
			29th	50,000				
			Others	140,000				
			Total	315,000				
8	Community Action Program Housing Outreach Rental Program 764 South 200 West, SLC	Partial salaries for agency staff for a program that assists low/moderate income SLC residents to obtain safe and affordable housing, by listing apartments for rent and providing renter training and referrals to other agencies for assistance.	33rd	30,000	30,000	20,000	20,000	20,000
			32nd	30,000				
			31st	30,000				
			30th	32,000				
			29th	35,000				
			Others	587,000				
			Total	744,000				
9	Community Action Program Northwest Emergency Food Pantry 1300 West 300 North, SLC	Partial salaries for agency staff for a program that provides emergency food supply to low-income westside residents.	33rd	25,000	25,000	25,000	25,000	25,000
			32nd	25,000				
			31st	25,000				
			30th	25,000				
			29th	25,000				
			Others	446,200				
			Total	571,200				
10	Community Action Program Tenant Maintenance Project 764 South 200 West, SLC	Partial salary for agency staff for a program that provides home maintenance, money management training and other assistance to low-income households who rent.	33rd	10,000	11,000	10,000	10,000	10,000
			32nd	10,000				
			31st	11,000				
			30th	11,000				
			29th	12,500				
			Others	135,000				
			Total	189,500				
11	Community Health Centers Healthcare Program Central City: 461 South 400 East Stephen D. Ratcliffe: 1365 W 1000 N	Salaries for agency staff, operating expenses & professional services for a program that provides medical and dental care to uninsured and low-income persons at two community health centers:	33rd	89,283	89,283	75,000	75,000	75,000
			31st	90,000				
			30th	90,000				
			29th	100,000				
			28th	85,000				
			Others	185,000				
			Total	639,283				

**SALT LAKE CITY CDBG PROGRAM
FUNDING RECOMMENDATIONS FOR 34TH YEAR (2008-09)**

#	APPLICANT NAME PROJECT NAME	PROJECT DESCRIPTION	PREVIOUS GRANTS		REQUEST AMOUNT	FUNDING RECOMMENDATIONS		
			YEAR	AMOUNT		CDCIP	MAYOR	COUNCIL
12	Crossroads Urban Center Emergency Food Pantry 347 South 400 East, SLC	Partial salary for agency staff for the food pantry program that provides food, counseling and emergency services to low-income and homeless persons.	33rd	16,000	18,000	16,000	16,000	16,000
			32nd	16,000				
			31st	16,000				
			30th	16,000				
			29th	16,000				
			Others	265,000				
			Total	345,000				
13	Salt Lake Donated Dental Community Dental Project 1383 South 900 West, SLC	Partial salaries for agency staff and operating expenses for a program that provides preventive and restorative dental treatment to homeless, indigent families and individuals. Agency will be providing services at the new Unity Center beginning January 2008.	33rd	30,000	35,000	24,265	24,533	24,533
			32nd	35,000				
			31st	30,000				
			29th	30,000				
			28th	30,000				
			Others	69,597				
			Total	224,597				
14	English Skills Learning Center English Language Tutoring 631 W North Temple & other sites	Partial salaries for agency staff and instructional materials for a program that trains non-English speaking parents in ESL classes at the elementary schools where their children attend.	33rd	10,000	20,000	7,000	7,000	7,000
			32nd	7,500				
			31st	5,000				
			30th	5,000				
			28th	5,000				
			Others	59,000				
			Total	91,500				
15	Family Support Center Crisis Nursery 2020 S. Lake St, SLC.	Partial salaries for house parents for a program that provides free short-term crisis nursery services to children who are at risk for abuse or neglect.	33rd	10,000	15,000	10,000	10,000	10,000
			32nd	15,000				
			31st	10,000				
			30th	10,000				
			29th	10,000				
			Others	40,000				
			Total	95,000				
16	Fourth Street Clinic After-hours Medical Services 235 South Rio Grande, SLC	Partial salaries for staff and operating costs to provide medical services to homeless persons at the St. Vincent De Paul Day Shelter Monday through Friday from 6:00 pm to 8:30 pm to reduce the number of emergency medical calls for service that emergency teams respond to in the evenings.	New		29,360	25,000	29,360	29,360

**SALT LAKE CITY CDBG PROGRAM
FUNDING RECOMMENDATIONS FOR 34TH YEAR (2008-09)**

#	APPLICANT NAME PROJECT NAME	PROJECT DESCRIPTION	PREVIOUS GRANTS		REQUEST AMOUNT	FUNDING RECOMMENDATIONS		
			YEAR	AMOUNT		CDCIP	MAYOR	COUNCIL
17	Guadalupe Center Early Learning Center Preschool Project 1050 West 500 South, SLC 340 S. Goshen St., SLC	Partial salaries of agency staff and operating expenses for a program that provides home-based, school-based and Early Childhood Education Center-based learning experiences to pre-school children and their parents at the Guadalupe Center and Neighborhood House.	33rd	45,000	45,000	25,000	35,000	30,000
			32nd	45,000				
			31st	45,000				
			30th	55,000				
			29th	45,000				
			Others	278,150				
			Total	513,150				
18	Illuminating Kava Bowl Against Lost Ethos Computer & Office Equipment 1268 South Glendale St., SLC	Funds for computer equipment for an agency that provides community programs (job training, health education, anti-gang and anti-drug programs, and food distribution) for members of the Pacific Island community, and others in the community.	New		5,000	0	0	0
19	Kostopoulos Dream Foundation Summer Recreation Programs 2500 Emigration Canyon	Operating expenses, including meals, for a program that provides residential summer camp and outdoor trips for special needs children and adults.	33rd	5,000	5,000	0	5,000	5,000
			32nd	5,000				
			31st	5,000				
			30th	10,000				
			Total	25,000				
20	Legal Aid Society of Salt Lake Administrative support Matheson Courthouse, SLC 205 North 400 West, SLC	Partial salaries for a program that provides legal representation to low-income persons with domestic relations cases (divorce, child custody, guardianship) and domestic violence issues.	33rd	10,000	20,000	10,000	10,000	10,000
			32nd	15,000				
			31st	10,000				
			30th	10,000				
			29th	10,000				
			Others	20,394				
			Total	75,394				
21	Multi-Cultural Legal Center Violence Against Women Immigration Relief Project 205 North 400 West, SLC YWCA - 344 East 300 South, SLC	Partial funding of salary of attorney, para-legal and operating expenses for a program that provides legal representation on immigrant issues to victims of domestic violence.	32nd	5,000	30,000	10,000	10,000	10,000
			30th	5,000				
			Total	10,000				
22	People Helping People Successful Employment Program 205 North 400 West, SLC	Partial salaries for a program that provides educational workshops focusing on employment and life skills topics for single parents, with single mothers the primary target group.	32nd	10,000	15,000	5,000	5,000	5,000
			31st	5,000				
			30th	5,000				
			28th	15,000				
			27th	15,000				
			Others	36,405				
			Total	86,405				

**SALT LAKE CITY CDBG PROGRAM
FUNDING RECOMMENDATIONS FOR 34TH YEAR (2008-09)**

#	APPLICANT NAME PROJECT NAME	PROJECT DESCRIPTION	PREVIOUS GRANTS		REQUEST AMOUNT	FUNDING RECOMMENDATIONS		
			YEAR	AMOUNT		CDCIP	MAYOR	COUNCIL
23	Rape Recovery Center Sexual Assault Crisis Intervention and Counseling Services Various City hospital and clinic locations	Partial salaries & operating expenses for a program that provides crisis counseling and services for victims of sexual assault.	33rd	40,000	45,000	35,000	35,000	35,000
			32nd	35,000				
			31st	35,000				
			30th	30,000				
			29th	37,000				
			Others	175,060				
			Total	352,060				
24	The Road Home Shelter & Supportive Services 210 South Rio Grande, SLC	Salaries for shelter staff for a program that provides shelter and supportive services to help homeless persons gain skills to become self-sufficient and move to permanent housing.	33rd	125,000	126,000	120,000	110,000	110,000
			32nd	126,000				
			31st	126,000				
			30th	126,000				
			29th	126,000				
			Others	1,800,000				
			Total	2,429,000				
25	SLC Police Department Mobile Neighborhood Watch Liberty Wells Comm. Council City-wide	Vests, signs, digital cameras, printing, canopy and training costs for a program that trains and coordinates mobile neighborhood watch groups. Liberty Wells Community	33rd	5,000	20,000	0	5,000	0
			32nd	5,000				
			31st	5,000				
			30th	5,000				
			29th	5,000				
			Others	108,000				
			Total	133,000				
26	South Valley Sanctuary Domestic Violence Crisis Shelter 1853 W 7705 South, West Jordan	Partial salaries for part-time staff and utilities for a program that provides shelter and supportive services to men, women and children who have been victimized by domestic violence. Twenty-five percent of clients come from SLC.	New		14,000	0	0	0
27	Utah Alcoholism Foundation House of Hope Case Management 857 East 200 South, SLC	Partial salaries for a case manager for a program that provides intensive residential, day treatment, and outpatient substance abuse treatment services to low income women and mothers with children.	New		6,000	5,000	5,000	5,000
28	Utah Food Bank 211 Information & Referral 1025 South 700 West, SLC	Partial salaries for agency staff and operating expenses for a service that provides information & referral services to low income residents who call the 211 telephone system number.	33rd	5,000	10,000	7,000	5,000	5,000
			32nd	5,000				
			Total	10,000				

**SALT LAKE CITY CDBG PROGRAM
FUNDING RECOMMENDATIONS FOR 34TH YEAR (2008-09)**

#	APPLICANT NAME PROJECT NAME	PROJECT DESCRIPTION	PREVIOUS GRANTS		REQUEST AMOUNT	FUNDING RECOMMENDATIONS		
			YEAR	AMOUNT		CDCIP	MAYOR	COUNCIL
29	Utah Food Bank Forklift Purchase 1025 South 700 West, SLC	Partial funding for purchase of a forklift for warehouse operations for a program that provides food to pantries & community agencies. Prior year was for refrigerated box truck.	33rd	10,000	17,628	17,628	10,000	10,000
			Total	10,000				
30	UT Health & Human Rights Project - Tides Center Community Resiliency & Family Teaching Project 225 South 200 East Suite 250, SLC	This request is for funding for salaries for a program that uses a culturally specific group intervention model that provides group-related case management, bi-lingual support and targeted education to help participants improve self-sufficiency. Targeted clients come from Afghanistan, Bosnia, and Somalia Bantu. UHHRP is administratively supported by the Tides Center.	33rd	10,000	16,431	10,000	10,000	10,000
			32nd	10,000				
			Total	20,000				
31	Utah Nonprofit Housing Corporation Operational support Various City locations	Partial salaries for an agency that manages affordable housing units for approximately 1400 elderly and special needs persons in Salt Lake City.	32nd	20,000	20,000	10,000	10,000	10,000
			31st	25,000				
			30th	30,000				
			29th	30,000				
			28th	30,000				
			Others	320,000				
			Total	455,000				
32	Valley Mental Health Supportive Housing Services Various city locations	Partial salary for an agency that provides supportive housing services for low income individuals with mental illness to obtain & maintain their housing in the community.	33rd	10,000	40,000	10,000	0	10,000
			32nd	10,000				
			31st	10,000				
			30th	15,000				
			Total	45,000				
33	Wasatch Community Gardens Youth Gardening Program 769 South 600 East, SLC 1037 West 300 North, SLC	Partial salaries for agency staff for a program that targets low income at-risk youth ages 5 - 18 that teaches responsibility & commitment through hands-on gardening experiences.	33rd	5,000	10,000	5,000	5,000	5,000
			32nd	5,000				
			31st	5,000				
			30th	10,000				
			29th	10,000				
			Others	148,000				
			Total	183,000				
34	YMCA After School and Summer Enrichment Program Various City locations	Partial salaries for agency staff for a program that provides after-school and summer programs for elementary school children living in the homeless shelter.	32nd	10,000	15,000	10,000	10,000	10,000
			31st	10,000				
			30th	10,000				
			29th	10,000				
			28th	5,600				
			Others	53,000				
			Total	98,600				

**SALT LAKE CITY CDBG PROGRAM
FUNDING RECOMMENDATIONS FOR 34TH YEAR (2008-09)**

#	APPLICANT NAME PROJECT NAME	PROJECT DESCRIPTION	PREVIOUS GRANTS		REQUEST AMOUNT	FUNDING RECOMMENDATIONS		
			YEAR	AMOUNT		CDCIP	MAYOR	COUNCIL
35	YWCA Domestic Violence Shelter & Supportive Services 322 East 300 South, SLC	Partial salaries for agency staff and operating expenses for a program that provides crisis shelter and supportive services to women and children who are victims of domestic violence.	33rd	40,000	55,000	40,000	35,000	35,000
			32nd	40,000				
			31st	35,000				
			30th	40,000				
			29th	16,000				
			Others	515,300				
			Total	686,300				
Public Services Total					937,858	606,893	606,893	606,893
Percent of Total Grant					23.2%	15.0%	15.0%	15.0%
15% Cap on Public Services Difference					606,893	606,893	606,893	606,893
					-330,965	0	0	0

PUBLIC SERVICE BUILDING IMPROVEMENTS								
1	Alliance House Apartment Rehabilitation 1805 South Main, SLC	Rehabilitate a nine unit apartment building for a program that provides services and housing for adults with serious and persistent mental illness. Remove five trees - \$8,000 Replace entry doors - \$7,000 Replace flooring - \$15,000 Replace AC in units - \$9,000 Prior funds for roof, gutters, fans, sidewalk, soffit, HVAC	33rd	17,500	39,000	39,000	39,000	39,000
			32nd	18,000				
			31st	60,000				
			Total	95,500				
2	Boys and Girls Clubs Capitol West Improvements 567 West 300 North, SLC	Funding for interior and exterior improvements of the facility to maintain an attractive facility for the neighborhood, to improve safety and to replace worn out components for program that provides after-school programs for Jackson area youth. In priority order: Replace 3 HVAC systems: \$36,000 Replace upstairs carpet: \$2,000 New exterior signage: \$10,000 Repaint upstairs rooms and hallways: \$2,500 Replace interior doors & rekey: \$12,000 Replace exterior doors & frames: \$18,000 Replace exterior windows and frames: \$12,600 Convert restroom to storage: \$4,500 Prior year was for exterior paint, sprinkler system, tile & kitchen.	33rd	31,500	97,600	97,600	97,600	97,600
			31st	15,000				
			29th	16,500				
			Total	63,000				

SALT LAKE CITY CDBG PROGRAM
FUNDING RECOMMENDATIONS FOR 34TH YEAR (2008-09)

#	APPLICANT NAME PROJECT NAME	PROJECT DESCRIPTION	PREVIOUS GRANTS		REQUEST AMOUNT	FUNDING RECOMMENDATIONS		
			YEAR	AMOUNT		CDCIP	MAYOR	COUNCIL
3	Centenary Community Service Center Elevator Purchase & Installation 1740 South 500 East, SLC	Funding to purchase and install small elevator in the church building to improve access to the basement, main and second floor for a community program currently in place (Community Food Co-op of Utah) and other proposed programs in the future. 11% in matching funds have been pledged.	New		98,000	0	0	0
4	Community Action Program - Head Start HVAC Installation 1240 American Beauty Drive, SLC	Purchase and install a new HVAC system, phased over three years, to replace an aging boiler system for a facility that provides early childhood development programs for low income children age three to five. 1st year: \$146,008 for main office & multi-purpose room 2nd year: \$ 139,496 for west wing 3rd year: \$139,496 for east wing Total cost: \$425,000 Prior year was for window replacement.	31st Total	107,400 107,400	425,000	425,000	146,008	146,008
5	Neighborhood House Children's Day Care Center - Walk-in refrigerator and freezer 1050 West 500 South, SLC	Reconstruct the walk-in refrigerator and walk-in freezer that serves as primary food storage space for the children's day care center that provides affordable day care for low income children. The freezer unit is leaking due to a puncture and needs to be replaced so the agency can remain in compliance with State regulations. Prior funds for restroom, door, dock, waste interceptor, playground, fire alarm and insurance.	33rd 32nd 31st 30th 29th 27th Total	15,000 15,000 17,300 46,800 50,000 90,000 234,100	15,000	15,000	15,000	15,000
6	Neighborhood House Adult Day Program - Replace HVAC system 423 South 1100 West, SLC	Replace existing HVAC unit for the adult program that provides day care and supportive services to adults with age-related health issues. The installation of a new HVAC will allow the agency to be in compliance with State regulations. Prior funds for parking lot rehab and flood insurance.	30th Total	25,525 25,525	10,000	10,000	10,000	10,000
7	Northwest Community Center - Plaza construction SL County Recreation Center WITHDRAWN 1300 West 300 North, SLC	Construct a plaza, design a water-wise landscape plan and rehabilitate the existing pool structure into a multi-purpose sports facility serving the westside.	New		100,000	0	0	0

**SALT LAKE CITY CDBG PROGRAM
FUNDING RECOMMENDATIONS FOR 34TH YEAR (2008-09)**

#	APPLICANT NAME PROJECT NAME	PROJECT DESCRIPTION	PREVIOUS GRANTS		REQUEST AMOUNT	FUNDING RECOMMENDATIONS		
			YEAR	AMOUNT		CDCIP	MAYOR	COUNCIL
8	Odyssey House Adolescent Residential Facility - replace windows 607 East 200 South, SLC	Replace 17 windows at the adolescent residential treatment facility to increase the energy efficiency of the facility and lower operating costs for a program that provides residential substance abuse treatment services targeted to low and moderate-income persons. The windows for this facility are required to meet historic district requirements. Prior year was for boiler rehab and some windows.	31st Total	59,400 59,400	50,000	50,000	30,000	30,000
9	Salvation Army Adult Rehabilitation Facility Remodel 252 South 500 East, SLC	Replace HVAC units, remodel two bathrooms, purchase and install an industrial dishwasher, and replace stairway treads for a facility that provides residential substance abuse treatment programs. Replace HVAC units: \$12,000 Remodel D wing bathroom: \$27,600 Remodel C Wing bathroom: \$6,000 Install industrial dishwasher: \$8,400 Replace stairway treads: \$1,200 Prior year funding for sidewalk, driveway, handrail, light fixtures, fire sprinklers, drinking fountains, windows, kitchen and HVAC units.	33rd 32nd 31st Total	35,000 42,415 60,000 137,415	55,200	12,000	0	0
10	Sarah Daft Home Elevator, fire alarm & pull cord improvements 737 South 1300 East, SLC	Install emergency pull cords in bathrooms, upgrade fire alarms in 21 residents' rooms and install a cab heater and A/C for the elevator, for a facility that provides affordable assisted living services for low and moderate-income elderly and disabled residents. Emergency pull cords: \$4,000 Cab heating & AC unit for elevator: \$2,400 Fire alarm upgrade for 21 rooms: \$2,940 Prior year was for concrete pad, enclosure & walk-in freezer.	33rd 31st 30th 29th Total	13,500 8,000 10,000 30,750 62,250	9,340	9,340	9,340	2,940

**SALT LAKE CITY CDBG PROGRAM
FUNDING RECOMMENDATIONS FOR 34TH YEAR (2008-09)**

#	APPLICANT NAME PROJECT NAME	PROJECT DESCRIPTION	PREVIOUS GRANTS		REQUEST AMOUNT	FUNDING RECOMMENDATIONS						
			YEAR	AMOUNT		CDCIP	MAYOR	COUNCIL				
11	Utah Alcoholism Foundation Hope Center for Children -1063 East 200 South House of Hope Treatment Center -857 East 200 South House of Hope -667 East South Temple	Complete the air conditioning project funded with 2006-07 funds, replace driveway & fire alarm box at Hope Center for Children; purchase & install dish sanitizer at the treatment center; and replace galvanized water pipes at S. Temple facility, for a program that provides residential substance abuse treatment programs to women and their children. Hope Center for Children AC (finish project from 2006-07 CDBG): \$25,000 Replace driveway: \$15,000 Replace fire alarm box: \$3,000 Treatment Center Kitchen dish sanitizer: \$6,000 House of Hope Replace galvanized water pipes: \$6,200 Prior years were for concrete, sinks, storage, windows, carpet, roof, ramp and patio rehab.	33rd	22,500	55,200	55,200	55,200	55,200				
			32nd	19,500								
			31st	44,698								
			30th	15,000								
			26th	100,000								
			Total						201,698			
			33rd	10,000					43,400	0	0	0
			32nd	10,000								
			31st	118,000								
			30th	40,000								
			29th	24,000								
Others	294,848											
Total		496,848										
33rd year was for light fixtures.												
252 West Brooklyn Avenue, SLC												
33rd year was for light fixtures.												
13	Wasatch Community Gardens Purchase Community Garden site 555 South 400 East, SLC	Purchase current community garden from the owner and continue its use as a community garden and urban green space. The property has been leased for 17 years and the owner is willing to sell.	New		30,000	30,000	30,000	30,000				
Public Services Building Improvement Total					1,027,740	743,140	432,148	425,748				
Percent of Total					25.4%	18.4%	10.7%	10.5%				

**SALT LAKE CITY CDBG PROGRAM
FUNDING RECOMMENDATIONS FOR 34TH YEAR (2008-09)**

#	APPLICANT NAME PROJECT NAME	PROJECT DESCRIPTION	PREVIOUS GRANTS		REQUEST AMOUNT	FUNDING RECOMMENDATIONS		
			YEAR	AMOUNT		CDCIP	MAYOR	COUNCIL
PLANNING								
1	Central City Historic District Survey SLC Planning	Funding for reconnaissance and intensive-level surveys in the Central City Historic District to update earlier surveys regarding historical significance of buildings in the area from 700 East to 500 East, and from 50 South to 900 South.	New		100,000	0	0	0
		Planning Total			100,000	0	0	0
		Percent of Total			2.5%	0.0%	0.0%	0.0%
PERCENT FOR ART								
	SLC Percent for Art	Funding to provide enhancements to City properties through decorative pavements, railings, sculptures, fountains, and other works of art. 1% of project costs is allocated to art projects.	33rd 32nd 31st 30th 29th Others Total	5,952 5,000 6,000 3,000 3,000 41,450 64,402	3,000	25,000	25,000	25,000
		Percent for Art Total			3,000	25,000	25,000	25,000
		Percent of Total			0.1%	0.6%	0.6%	0.6%
CITY ADMINISTRATION								
1	City Attorney's Office	Partial funding for staff salary to provide contract administration function for federal grants.	33rd 32nd 31st 30th 29th Others Total	55,432 55,432 55,432 55,432 55,432 709,556 986,716	55,432	55,432	55,432	55,432
2	Finance Division	Partial funding for staff salary & benefits to provide financial administration function for federal grants.	33rd 32nd 31st 30th 29th Others Total	43,680 43,680 43,680 43,680 43,680 447,880 666,280	43,680	43,680	43,680	43,680

**SALT LAKE CITY CDBG PROGRAM
FUNDING RECOMMENDATIONS FOR 34TH YEAR (2008-09)**

#	APPLICANT NAME PROJECT NAME	PROJECT DESCRIPTION	PREVIOUS GRANTS		REQUEST AMOUNT	FUNDING RECOMMENDATIONS		
			YEAR	AMOUNT		CDCIP	MAYOR	COUNCIL
3	Finance Support	Partial funding for staff salary & benefits to provide accounting services for federal grants.	33rd	39,096	39,096	39,096	39,096	39,096
			32nd	39,096				
			31st	48,287				
			30th	48,287				
			29th	48,287				
			Others	414,561				
			Total	637,614				
4	Housing & Neighborhood Dev.	Funding for salaries, benefits and operating expenses of HAND to administer and monitor the federal grants and to conduct the community processes.	33rd	405,616	405,616	405,616	405,616	405,616
			32nd	405,616				
			31st	405,616				
			30th	437,616				
			29th	422,694				
			Others	2,124,035				
			Total	4,201,193				
5	Mayor's Office	Partial funding for salaries, benefits, and operating expenses of three positions to provide community relations support for federal grants.	33rd	91,709	91,709	91,709	91,709	91,709
			32nd	91,709				
			31st	91,709				
			30th	91,709				
			29th	91,709				
			Others	1,242,835				
			Total	1,701,380				
6	Planning & Zoning	Partial funding for salary & benefits of position that provides environmental assessment clearances for federal funded projects.	33rd	67,188	67,188	67,188	67,188	67,188
			32nd	67,188				
			31st	67,188				
			30th	55,640				
			29th	55,640				
			Others	586,220				
			Total	899,064				
	City Administration Total			702,721	702,721	702,721	702,721	
	Percent of Total			17.4%	17.4%	17.4%	17.4%	
	Planning & Administration Total			802,721	702,721	702,721	702,721	
	20% Cap			809,191	809,191	809,191	809,191	
	Difference			6,470	106,470	106,470	106,470	

SALT LAKE CITY CDBG PROGRAM
 FUNDING RECOMMENDATIONS FOR 34TH YEAR (2008-09)

#	APPLICANT NAME PROJECT NAME	PROJECT DESCRIPTION	PREVIOUS GRANTS		REQUEST AMOUNT	FUNDING RECOMMENDATIONS		
			YEAR	AMOUNT		CDCIP	MAYOR	COUNCIL
CONTINGENCY								
	Contingency	Funding set aside to cover unanticipated cost overruns on funded projects.	33rd	30,000	80,000	34,991	45,983	35,000
			32nd	30,294				
			31st	25,000				
			30th	80,000				
			29th	67,639				
			28th	81,258				
		Contingency Total			80,000	34,991	45,983	35,000
TOTALS								
		TOTAL REQUESTED/RECOMMENDED			8,705,719	4,609,145	4,609,145	4,609,145
		GRANT AMOUNT			4,045,953	4,045,953	4,045,953	4,045,953
		AVAILABLE FOR REALLOCATION			563,192	563,192	563,192	563,192
		TOTAL FUNDS AVAILABLE			4,609,145	4,609,145	4,609,145	4,609,145
		DIFFERENCE			-4,096,574	0	0	0