
SALT LAKE CITY COUNCIL STAFF REPORT

DATE: March 24, 2009

SUBJECT: CDBG/ESG/HOME/HOPWA/ADDI Briefing – including Federal American Recovery and Reinvestment Act (ARRA) Funding

AFFECTED COUNCIL DISTRICTS: Citywide

STAFF REPORT BY: Jennifer Bruno, Budget & Policy Analyst
ADMINISTRATIVE DEPT. Housing and Neighborhood Development
AND CONTACT PERSON: LuAnn Clark

On Tuesday, March 3, 2008, the Mayor presented his recommended budgets for the use of the 2008-2009 federally allocated Community Development Block Grant (CDBG), Emergency Shelter Grant (ESG), HOME Investment Partnerships Program (HOME), Housing Opportunities for People with AIDS (HOPWA), and American Dream Down payment Initiative (ADDI) monies, as well as funds received through CDBG for the American Recovery and Reinvestment Act (ARRA). During his presentation, Council Members received a booklet that showed each project that applied for funding, the funding request, the funding level recommended by the Community Development Capital Improvement Project Advisory Board (CDCIP) or Housing Trust Fund Board, and the Mayor's recommended funding level. Council Members also received comprehensive descriptions for each project.

At the time of printing of this staff report, Salt Lake City's exact allocation has not been confirmed, although Congress has confirmed a flat FY 09 budget, indicating that Salt Lake City's award of last year (\$4,045,953) will remain level. The Administration has indicated that \$521,759 is available for recapture this year, for a total amount of \$4,567,712 available in CDBG.

On March 10, 2008, the Council held a public hearing on the Mayor's Recommended CDBG, ESG, HOME, ADDI and HOPWA budgets. The Council may wish to consider approving the budgets, with any desired revisions, on April 7, as the Administration will need to prepare a final document to submit to HUD.

American Recovery and Reinvestment Act of 2009 (ARRA)

In addition to the annual HUD formula grants the City will receive, HUD will allocate an additional amount of CDBG and ESG funds as a result of the federal stimulus funds enacted under ARRA. Salt Lake City will receive approximately \$1.1 million in CDBG funds above Salt Lake City's typical award. If the Council approves the Mayor's proposed use of these funds on April 7th, Salt Lake City will be able to allocate these funds within 120 days of the grant award. The following projects are proposed by the Mayor to be funded with this award:

1. **\$271,400 - 1700 South Jordan River Park Soccer Field Development.** The CIP 10 Year Plan recommended funding this project in FY 2009, but it was not approved for funding last year. The Administration estimates the project will generate approximately 15 jobs.
2. **\$354,000 - 1700 South Jordan River Park restroom reconstruction (Parks #4).** The 10 Year Plan recommended funding this project in FY 2007, but it was not recommended

for funding last year. The Administration estimates the project will generate approximately 10 jobs.

3. **\$472,881 - Jordan Meadows Park Development** (420 North & 1920 West) – This project is not specifically listed in the 10 Year Plan, although there is a placeholder in the plan for “New Parks Expansion/Development” for \$400,000 in FY 2011. This is land that has already been secured and is waiting to be improved. Funds were approved for this project in FY 2008 for design. The Administration estimates the project will generate approximately 10 jobs. *Note: This project will only have enough funds to ensure completion if combined with \$218,119 in regular CDBG funds (Parks #6, page 5 of the log).*

OPTIONS

The Council may wish to identify its funding priorities and make tentative adjustments to the Mayor’s recommendation if the Council’s priorities are different than those recommended by the Mayor. The Council received recommendations from the Mayor, and held a public hearing to receive public input. All correspondence and comments that the Council Office received have been forwarded to Council Members for review. Council Staff has included in this packet written comments that have been received since the Council’s public hearing on March 10.

POLICY CONSIDERATIONS

The City Council has the following policies with respect to the CDBG, ESG, HOME, and HOPWA programs. The Council may wish to reevaluate its policies to reaffirm or revise them.

1. The Council will not consider awarding CDBG, ESG, HOME or HOPWA funding to any organization unless an application for funding was received. This allows the City to meet federal requirements that all programs/projects funded are the subject of a public participation process.
2. Due to limitations of future CDBG funds by the federal government, it is the intent of the City Council that administrative and operational support not be increased for existing programs and not be provided to new programs absent extenuating circumstances.
3. It is the intent of the City Council to only consider CDBG-eligible projects and programs located within the City’s jurisdictional limits for funding. Exceptions have been made in the past for organizations that are located outside Salt Lake City boundaries, but provide services to residents of the City.

During prior-year briefings on the Council’s CDBG, ESG, HOME and HOPWA policies, Council Members raised several policy issues.

1. During the FY 2007 budget process the Council expressed an interest in giving priority to projects that have been identified for CDBG funding in the recently adopted 10 Year Capital Improvement Plan. This statement could be added to the other policy statements. There are multiple instances of projects that have been generally identified in the CIP 10 Year plan. **These are identified starting on Page 8 of this report.**
2. Council Members had expressed a concern that CDBG projects are funded for design, but never get funded for construction. Aside from the three street design requests (one of which was recommended to be funded), the public services category, and the Administration category, all of the CDBG funding request are for “bricks and mortar” construction/renovation projects.
3. Council Members expressed an interest in knowing what percentage of the recommended budget was allocated to administration or operating costs, versus one-time “bricks and mortar” or capital projects. By CDBG statute, no more than 15% of the grant allocated to

Salt Lake City, can go towards the “Public Service” category (for salaries and administration activities). **In FY 2010’s funding recommendation, 29% of the total allocation is going towards salary or other non-bricks-and-mortar projects (in Administration, Contingency, Public Services, Street Design, and some Housing).**

4. Council Members raised some questions about CDBG allocations being used to fund projects submitted by City departments rather than from community or neighborhood groups. There is no requirement or restriction from HUD regarding the allocation of CDBG dollars to projects initiated by the administering agency. CDBG funding could be considered a way to augment the City’s dwindling resources in order to accomplish community goals and objectives. A Council Member has noted that other municipalities in Utah have used their CDBG allocation to pay for projects and administrative costs that can otherwise be funded by municipal general funds.
5. Council Members asked whether the Council could commit multi-year funding in order to finance large projects. While a current Council cannot legally bind a future Council by appropriating future CDBG allocations (and because annual CDBG allocations are dependent on the Federal budget), the Council has some tools with which to plan for the financing of major projects. First, the Council can indicate its intent, which is not binding, to fund a project over a period of years. The Council did this in 1998 and 1999 with the construction of the Central City Senior Center, funding half of the project in 1998 and half of the project in 1999. The City simply “holds” the first allocation until the entire budget is appropriated for construction. Second, the Council can utilize Section 108 loans to fund large CDBG-eligible projects. A Section 108 loan is similar to Motor Fuel Excise Tax (MFET) bonding, in that it borrows against future CDBG allocations, like the City has borrowed against future Class C allocations. The City must be able to prove that the City could finance the project and pay back the loan in the event that future CDBG funding became limited.

The Council and Administration utilized this funding mechanism in 1989 in order to purchase a property (the Canterbury Apartments) for the non-profit arm of the Salt Lake City Housing Authority, as they were at risk of defaulting on some bonds, which they used to purchase some rental properties. The purchase of the building was deemed to be in keeping with the community development and housing objectives of the CDBG program. In this instance, the City borrowed against a portion of 5 years of future CDBG funding, purchased the Canterbury and financed repairs at the Ben Albert Apartments. The rents from the Canterbury and CDBG funds were used to pay off the Section 108 loan. The properties have now been deeded by the City to the Housing Authority.

The City made this policy decision for two purposes: 1) to contribute to community housing development; and 2) to solidify the Housing Authority’s bond situation, since to default would have reflected negatively on the City’s bonding ability.

ANALYSIS

The following information is a brief summary of the proposed 35th Year CDBG, ESG, HOME, and HOPWA budgets (Fiscal Year 2009-10). The summary includes an analysis of the recommended budgets and indicates where the proposed budgets differ from previous budgets or may not be consistent with previous policy directives adopted by the Council. Council staff has attached the recommendations that were provided during the Mayor’s address, as well as a comprehensive description of each project that applied for funding.

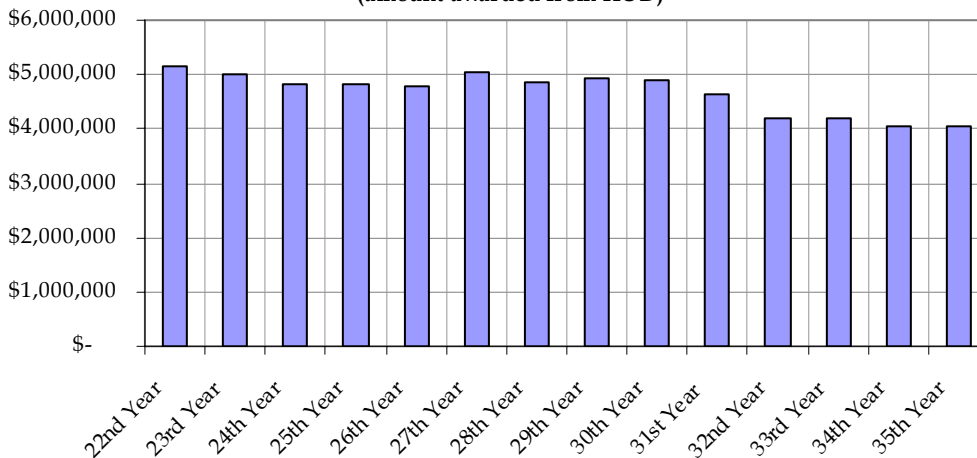
Community Development Block Grant Program -

The Administration received applications for \$7,797,850 in 34th Year CDBG funding (down from \$8,705,719 in the 34th year). HUD awarded Salt Lake City \$4,045,953 in Fiscal Year 2009-10, the same as last fiscal year. The Administration is proposing to augment HUD's award with \$521,759 in funding reallocated from prior years for a total budget of \$4,567,712. The difference between funding requested and funding that can be allocated in this funding cycle is \$3.2 million (down from a \$4 million gap in the previous fiscal year).

The total funding awarded and allocated over the past ten years is as follows:

- 35th Year (09-10) \$4,045,953 (+ \$521,759 reallocated = \$4,567,712)
- 34th Year (08-09) \$4,045,953 (+ \$563,192 reallocated = \$4,609,145)
- 33rd Year (07-08) \$4,211,888 (+ \$518,468 reallocated = \$4,730,356)
- 32nd Year (06-07) \$4,207,623 (+ \$523,361 reallocated = \$4,730,984)
- 31st Year (05-06) \$4,649,907 (+ \$378,138 reallocated = \$5,028,045)
- 30th Year (04-05) \$4,891,000 (+ \$400,000 reallocated = \$5,291,000)
- 29th Year (03-04) \$4,937,000 (+ \$198,465 reallocated = \$5,135,465)
- 28th Year (02-03) \$4,854,000 (+ \$163,800 reallocated = \$5,017,800)
- 27th Year (01-02) \$5,031,000 (+ \$300,000 reallocated = \$5,331,000)
- 26th Year (00-01) \$4,791,000 (+ \$249,279 reallocated = \$5,040,279)
- 25th Year (99-00) \$4,840,000 (+ \$150,000 reallocated = \$4,990,000)
- 24th Year (98-99) \$4,810,000
- 23rd Year (97-98) \$4,999,000 (+ \$220,000 reallocated = \$5,219,000)
- 22nd Year (96-97) \$5,145,000

CDBG Historic Funding Levels
(amount awarded from HUD)



The CDBG budget is divided into the major categories. A comparison of overall requests and proposed funding for each category is as follows:

Summary - CDBG Allocation - FY 09-10

	Request	CDCIP	Mayor	
			Mayor	% of total
Housing	\$ 1,460,000	\$ 1,205,000	\$ 1,205,000	26.4%
Street Design	39,000	-	-	0.0%
Street Construction	1,298,000	1,003,000	894,000	19.6%
Sidewalks	400,000	400,000	291,000	6.4%
Parks*	2,111,973	313,573	541,692	11.9%
Public Services	1,375,926	606,893	606,893	13.3%
Public Service Building Improvements	367,230	269,630	269,630	5.9%
Planning	40,000	-	-	0.0%
Percent for Art	3,000	3,000	10,000	0.2%
City Administration	702,721	702,721	702,721	15.4%
Contingency	-	63,895	46,776	1.0%
Total Recommended	\$ 7,797,850	\$ 4,567,712	\$ 4,567,712	

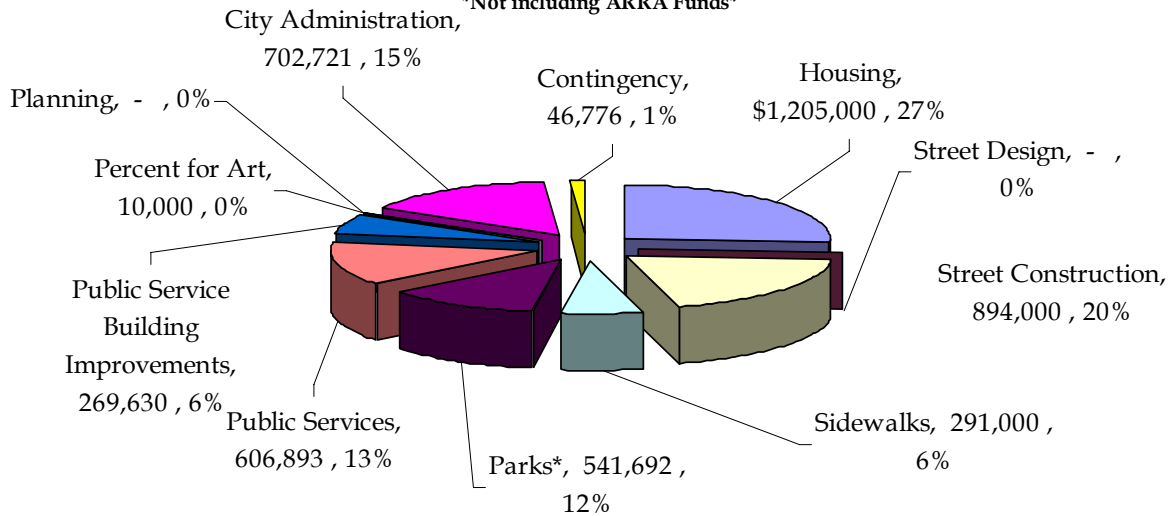
*Not including ARRA Funds - Mayor Recommended \$1,098,281 in ARRA funds be spent on Parks

*CDCIP - Community Development and Capital Improvement Projects Citizen Advisory Board

Summary - CDBG Allocation - FY 09-10

Breakdown by Category
(Mayor's Recommended)

Not including ARRA Funds



The following sections detail the major categories, including any differing recommendations between the Mayor and CDCIP board.

Housing

The City received six applications for 35th Year CDBG Housing funding in the amount of \$1,460,000. The Mayor and the CDCIP board did not differ in any recommended funding amounts, and recommended a total of \$1,205,000 in the category.

There is one applicant, Community Development Corporation's Property Purchase and Rehabilitation program, which did not receive a funding recommendation by either CDCIP or the Administration.

Street Design

One application was received for street design projects for a total amount of \$39,000. Neither the CDCIP board, nor the Administration recommended funding for the Mission Road Street Design (\$39,000).

Street Construction

The City received four applications totaling \$1,298,000 for this category, which funds street improvements in CDBG-eligible areas. The Mayor agreed with CDAC's recommendations in all cases, with the exception of ADA Physical Access ramps. The Mayor recommended funding this \$400,000 request in the amount of \$291,000. CDCIP recommended funding \$400,000. The 10 Year CIP plan contemplates an estimated \$2,000,000 per year (from CIP general fund dollars) for local street reconstruction – for non-specified local streets. Engineering submits funding requests for both CIP and CDBG processes in order of need.

The Mayor's total amount recommended for Street Construction is \$894,000.

Sidewalks

The CIP 10 Year Plan plans for \$900,000 per year in sidewalk replacement (to be matched with \$700,000 per year in Special Improvement District funds). The application for CDBG-funded general sidewalk replacement this year was for \$400,000, and the Mayor recommended funding \$291,000 of this request. The CDCIP Board recommended funding this request in full.

Parks

There are seven requests for the park category funding, for a total amount requested of \$2,111,973. CDCIP is recommending \$313,573 and the Mayor is recommending \$541,692. Both the Mayor and CDCIP recommended funding the Unity Center Community Garden (\$53,573) and the Rosewood Park Restroom Rehabilitation (\$260,000). Additionally, the Mayor recommended funding \$10,000 for the Rose Park Community Garden (requested by the Rose Park Community Council), and \$218,119 to augment the Federal Stimulus funds for the Jordan Meadows Park Development.

Note: The Mayor recommended using all of the proposed Federal Stimulus funds (ARRA funds) on Parks. See pages 1-2 for a list of stimulus parks projects.

Public Services

The Administration received applications for \$1,375,926 this fiscal year from thirty-two organizations. According to HUD guidelines, the maximum amount that can be spent per year on public services expenses is 15% of the total award, plus program income. The Mayor's recommended allocation of \$606,893 is at the allowable cap of 15%. The Council will not be able to fund requests over this 15% cap.

The "Public Services" category includes requests from agencies and organizations for operational or administrative support for programs that provide community services. While federal Community Development Block Grant regulations allow a certain amount of funds to be spent for the expansion and improvement of community services, the original intent of the program was to revitalize neighborhoods. Past Councils have maintained a policy not to increase administrative or operational funding for existing programs or to grant operational funding for new programs absent extenuating circumstances. This decision has been in consideration of the program's original intent and in light of limited CDBG funding from the federal government.

In a few instances, the Mayor and CDCIP have recommended that agencies receive increased operational and administrative funding, and have indicated that these recommendations were

based on extenuating circumstances. The Council may wish to note that cost of living or inflationary increases have not been considered into CDBG funding allocations within recent years. The Council may also wish to note that some of the funding requests within this category are for equipment and supplies, which could be considered more of a capital item than administrative or operating item (machines, vehicles, computers, printers, etc).

The Council may wish to note that with the exception of the Bad Dog Rediscovered America (#2), Fourth Street Clinic (#17), Literacy Action Center (#21), The Road Home (#25), Utah Nonprofit Housing Corporation (#33), Valley Mental Health (#34), and the YWCA (#37), all of the CDCIP board and Mayor's recommendations are consistent. Most of the Mayor's funding recommendations differ with CDCIP's, in order to shift money within the Public Services category towards organizations with an emphasis on education.

Public Services Building Improvements

The Administration received ten applications for Public Services Building Improvements totaling \$367,230. Both the CDCIP board and the Mayor recommended funding \$269,630 of these requests.

Planning

One application for \$40,000 was submitted for CDBG funding consideration within this category. SLC Engineering submitted the request to fund a survey in the Rose Park area to determine and prioritize potential future CDBG-funded street and drainage projects (similar to the study conducted in the Glendale area prior to project prioritization). Neither the Mayor nor CDCIP recommended funding this project.

Percent for Art

The percent for art budget requested was \$3,000. The Mayor recommended increasing this to \$10,000, while the CDCIP board recommended the \$3,000 request. Last year's allocation was \$25,000, which was well above previous years, where allocations averaged around \$5,000.

Administration

For City Administration requests, both CDAC and the Mayor have recommended the full requested amount of \$702,721. The Council may wish to note that this line item has remained at this level for a number of years.

Contingency

Each year the CDBG budget includes a line item for project contingency. This is to provide funding for projects that are less than 10% over budget. If the contingency budget runs out, the Administration has the option of returning to the Council for an additional appropriation.

The contingency allocation for FY 2010 is recommended by the Mayor to be \$46,776. The CDCIP board recommended funding it at \$63,895. The last few fiscal years' allocations averaged around \$30,000. Last year the Council allocated \$35,000.

The Council may wish to inquire with the Administration what levels they deem necessary, given the recent information that construction cost inflation may be cooling.

CIP 10 Year Plan Projects

The following are projects identified in the CIP 10 Year Plan that have funding requests for the current year's CDBG cycle:

1. \$400,000 requested – ADA Physical Access Ramps (*Street Construction, #1*) – The 10 Year Plan recommends \$400,000 per year to address this issue. However it lists the funding source as “General Fund” (meaning CIP) and not CDBG. Both CDCIP and the Mayor recommended funding this request. The Mayor has recommended \$291,000 while CDCIP has recommended \$400,000.
2. Street Reconstruction - \$1,071,400 requested - (*Street Construction, #2, 3, and 4*). Though the 10 Year Plan does not identify any of these streets specifically, it does recommend \$2 million per year in “Local Street Reconstruction,” from CIP or CDBG sources. Both CDCIP and the Mayor recommended funding #2 and #3 (Bell and Burbank Avenues) for a total of \$603,000. The typical amount allocated in the CIP budget for Street Reconstruction is \$1,000,000, although the Administration has not yet made their FY 2010 funding recommendations.
3. \$200,000 – Sidewalk Replacement Program (*Sidewalks, #1*) – The 10 Year plan recommends \$900,000 per year from “General Fund” to address Deteriorated Sidewalk Replacement. The request from SLC Engineering was for \$400,000. The Mayor has recommended \$291,000 while CDCIP has recommended \$400,000.
4. \$300,000 – 1700 South Jordan River Park restroom reconstruction (*Parks #5*). The 10 Year Plan recommended funding this project in FY 2007. This project is recommended for funding with federal stimulus money in the amount requested (\$354,000).
5. \$200,000 – 1700 South Jordan River Park Soccer Field Development (*Parks #4*). The 10 Year Plan recommends funding this project in FY 2009. This project is recommended for funding with federal stimulus money in the amount requested (\$271,400).

Emergency Shelter Grant Program (ESG) –

This program is designed to improve the quality of existing emergency homeless shelters, make available additional emergency shelters, meet the costs of shelter operation and provide certain essential social services to the homeless.

The Administration received applications for \$218,000 in ESG funding. The City will receive \$180,140 from the Federal Department of Housing and Urban Development this year, slightly less than was allocated last year. There is \$3,432.97 available for reallocation, resulting in total funds available of \$183,572.97. Total funding for past eleven years is as follows:

- 35th Year (09-10) \$180,140 - plus \$3,432.97 to reallocate for a total of \$183,572.97
- 34th Year (08-09) \$181,475 - plus \$4,449.93 to reallocate for a total of \$185,924.33
- 33rd Year (07-08) \$181,475
- 32nd Year (06-07) \$178,855
- 31st Year (05-06) \$178,884
- 30th Year (04-05) \$180,593
- 29th Year (03-04) \$166,000
- 28th Year (02-03) \$171,000
- 27th Year (01-02) \$169,000
- 26th Year (00-01) \$171,000
- 25th Year (99-00) \$172,000
- 24th Year (98-99) \$191,000

A limited number of agencies in Salt Lake City operate programs that are eligible for ESG funding. A total of eight applications were received. Both CDCIP Board and the Mayor recommended funding for all applicants. The Mayor and CDCIP board concurred on all

recommendations. The Administration and staff can brief the Council on the programs and the intended uses of the funds, during the work session.

Home Investment Partnerships Program (HOME) -

The purpose of the HOME program is to provide funding for the expansion of decent, safe, sanitary and affordable housing for very low-income people. Total HOME funding over the past years is as follows:

- Year 09-10 \$1,236,465 (+\$500,722 reallocated = \$1,737,237)
- Year 08-09 \$1,236,403 (+\$600,000 reallocated = \$1,836,403)
- Year 07-08 \$1,279,714 (+\$361,596 reallocated = \$1,641,310)
- Year 06-07 \$1,292,136 (+\$370,000 reallocated = \$1,662,136)
- Year 05-06 \$1,373,848 (+\$14,015 reallocated = \$1,387,863)
- Year 04-05 \$1,455,036
- Year 03-04 \$1,453,020
- Year 02-03 \$1,354,000
- Year 01-02 \$1,350,000
- Year 00-01 \$1,215,000
- Year 99-00 \$1,209,000 (+ \$151,800 reallocated = \$1,360,800)
- Year 98-99 \$1,122,000
- Year 97-98 \$1,046,000
- Year 96-97 \$1,071,000
- Year 95-96 \$1,048,000

The City received HOME applications totaling \$2,281,646 from nine agencies. The City will receive \$1,236,465 from HUD this year in HOME funds, to combine with \$500,722 in reallocated funds, for a total funding amount available of \$1,737,237 (a slight decrease from last year's funding cycle). Both the CDCIP Board and the Mayor recommended equal funding for all applicants. The Administration and staff can brief the Council on the programs and the intended uses of the funds, during the work session.

→ The Council may wish to take note of HOME application #3, from the Salt Lake Community Development Corporation (CDC). The CDC had received CDBG funds in the previous funding cycle that they intended to change the use of mid-year. Because of strict federal guidelines governing use of funds for intended purposes, the CDC returned this money and re-applied under a different category (HOME #3). Neither the CDCIP board nor the Mayor recommended funding this "reapplication." *The Council may wish to discuss this with the Administration further during the work session briefing.*

Housing Opportunities for Persons with AIDS (HOPWA) -

The purpose of the HOPWA program is to provide housing assistance and supportive services for low-income persons with HIV/AIDS and their families. The HOPWA Grant program provides assistance through formula allocations to eligible States and metropolitan areas. The Salt Lake City/Ogden Metropolitan Statistical Area (MSA) has qualified to receive funding from year 2005-2006 due to the number of HIV/AIDS cases in the MSA, with two counties added this year, Tooele and Summit. The grant amount this year is \$357,000 (the same as last fiscal year) combined with an additional \$16,601 in available funds, for a total of \$373,601.

The City participates on a Statewide HIV/AIDS Housing Steering Committee to ensure all applications are consistent with the needs identified in the strategy for the MSA. The Steering Committee updated the State HIV/AIDS housing Plan in June 2001, with revisions planned for

this year. The City has also met with all entities within the MSA to coordinate their recommendations and determine the services needed in their areas, as well as how best to perform community outreach.

There were nine requests for \$433,342 in funding. The CDCIP Board and the Mayor concurred on all funding recommendations for a total of \$373,601.

American Dream Downpayment Initiative (ADDI) -

The American Dream Down payment Initiative (ADDI) was a new federal program in 2004. ADDI aims to increase the homeownership rate, especially among lower income and minority households, and to revitalize and stabilize communities.

The total grant allocation for this program for FY 09-10 is \$11,047 (the same as the previous year's allocation). There were two applications for this program, totaling \$120,000 - one from NeighborWorks Salt Lake, which provides down payment and closing costs assistance, and one from Salt Lake City Housing and Neighborhood Development (HAND), which provides down payment assistance to 8 low-to-moderate income first time homebuyers. The Housing Trust Fund and the Mayor recommended funding both requests.

➤ BACKGROUND

The annual appropriations of CDBG, ESG, HOME, HOPWA, and now ADDI are distributed to Salt Lake City by the U.S. Department of Housing and Urban Development (HUD). In 1995, Salt Lake City submitted a five-year consolidated plan for the CDBG, ESG and HOME programs, which defined how Salt Lake City planned to use its housing and community development resources to meet policy objectives. Each year thereafter, the Mayor proposed a one-year action plan, or budget for these programs. The City Council then made the changes deemed necessary and finalized the one-year action plan for submission to the U.S. Department of Housing and Urban Development (HUD).

In FY2000-2001, and again in FY 2005-2006, a new five-year consolidated plan was prepared by the City and adopted by the Council for submission to HUD, in addition to the one-year budget for each program. The Consolidated Plan is available for review by Council Members. The Administration will submit a new five-year consolidated plan in FY 2011.

cc: Cindy Gust-Jenson, Lyn Creswell, David Everitt, Frank Gray, Mary De La Mare Schaefer, Luann Clark, Greg Johnson, Sherri Collins, Lehua Weaver, Sylvia Jones, Karen Halladay, Gina Chamness and Gordon Hoskins

**SALT LAKE CITY CDBG PROGRAM
FUNDING RECOMMENDATIONS FOR 2009-10 (35TH YEAR)**

#	APPLICANT NAME PROJECT NAME	PROJECT DESCRIPTION	PREVIOUS GRANTS		REQUEST AMOUNT	RECOMMENDATIONS		COUNCIL
			YEAR	AMOUNT		CDCIP	MAYOR	
HOUSING								
1	ASSIST Inc Emergency Home Repair and Accessibility & Community Design City-wide	Salaries, operational support and rehabilitation funds for program that provides emergency home repair and accessibility design to eligible low income residents. Repairs include plumbing, heating & electrical, roof repair, accessibility ramps, etc.	34th 33rd 32nd 31st 30th Others Total	350,000 350,000 350,000 350,000 350,000 5,067,500 6,817,500	350,000	350,000	350,000	
2	Community Development Corporation Program support City-wide	Salaries for a program that provides affordable housing. Services include downpayment assistance grants, purchase and rehabilitation of existing housing units and property for new construction.	34th 33rd 32nd 31st 30th Others Total	70,000 70,000 70,000 70,000 70,000 1,119,147 1,469,147	125,000	70,000	70,000	
3	Community Development Corporation Property Purchase & Rehabilitation Income eligible neighborhoods	Purchase, rehabilitate and sell two to three vacant houses for affordable housing in neighborhoods where CDC has acquired homes from HUD. CDC has requested to use some of the funds to write-off housing costs and/or provide recapturable soft second mortgages for new homebuyers.	34th 33rd 32nd 31st 30th Others Total	0 0 75,000 75,000 125,000 420,000 695,000	200,000	0	0	
4	Housing and Neighborhood Development Division Housing Rehabilitation and First Time Homebuyer Programs Income eligible neighborhoods	Salaries, operational support & rehabilitation activities to bring residential properties up to housing code standards, provide first time homebuyer acquisition and rehabilitation, manage a \$45 million mortgage portfolio, provide financial assistance and emergency repairs in eligible areas or for income-eligible residents.	34th 33rd 32nd 31st 30th Others Total	600,000 600,000 600,000 600,000 600,000 12,452,995 15,452,995	600,000	600,000	600,000	
5	NeighborWorks Salt Lake (Formerly NHS) Revolving Loan Fund Westside neighborhoods	Salaries, operational support and rehabilitation funds to provide low-interest loans to people who may not qualify for a traditional bank mortgage. Funds will also be used for acquisition, blended mortgages, home improvement loans and rehabilitation projects.	34th 33rd 32nd 31st 30th Others Total	100,000 100,000 100,000 100,000 100,000 1,230,000 1,730,000	100,000	100,000	100,000	

**SALT LAKE CITY CDBG PROGRAM
FUNDING RECOMMENDATIONS FOR 2009-10 (35TH YEAR)**

#	APPLICANT NAME PROJECT NAME	PROJECT DESCRIPTION	PREVIOUS GRANTS		REQUEST AMOUNT	RECOMMENDATIONS		COUNCIL
			YEAR	AMOUNT		CDCIP	MAYOR	
6	Services for Seniors, a unit of Utah Food Bank Home Repair Project Citywide	Salaries and operational support of agency that provides minor home repairs for very low income seniors & disabled homeowners. Repairs include repairs to furnaces & swamp coolers, minor plumbing, electrical & painting.	34th	85,000	85,000	85,000	85,000	
			33rd	80,000				
			32nd	80,000				
			31st	76,000				
			30th	76,000				
			Others	271,500				
	Total		668,500					
		Housing Total			1,460,000	1,205,000	1,205,000	0
		Percent of Total				26.4%	26.4%	

STREET DESIGN								
1	Mission Road Street Design Mission Road from Burbank Avenue to 1300 South Glendale Community Council City Engineering	Funding for project design for the reconstruction of Mission Road, including installation of curb, gutter, sidewalk, parkstrip landscaping, and storm drain improvements. Application also supported by the Glendale Community Council. Preliminary construction cost estimate: \$460,000	New		39,000	0	0	0
		Street Design Total			39,000	0	0	0
		Percent of Total				0.0%	0.0%	

STREET CONSTRUCTION								
1	ADA Accessibility Ramps City-wide in eligible neighborhoods SLC Engineering	Construct access ramps in eligible areas for individuals who use wheelchairs, strollers, walkers, canes, etc. for ADA compliance. Requested amount would fund 86 ramps. Construction: \$343,100 Design & Engineering: \$56,900	34th	408,942	400,000	400,000	291,000	
			33rd	300,000				
			32nd	345,450				
			31st	304,558				
			30th	300,000				
			Others	978,720				
	Total		2,637,670					
2	Bell Avenue Street Reconstruction Bell Avenue from Glendale Drive to Redwood Drive SLC Engineering	Improvements to Bell Avenue to include street reconstruction, curb, gutter, sidewalk, parkstrip landscaping, and storm drain improvements. Application is for construction costs. Design phase was funded in 2008-09 (34th Year) Inspection and administration: \$27,500 Construction: \$241,500	34th	22,000	269,000	269,000	269,000	

**SALT LAKE CITY CDBG PROGRAM
FUNDING RECOMMENDATIONS FOR 2009-10 (35TH YEAR)**

#	APPLICANT NAME PROJECT NAME	PROJECT DESCRIPTION	PREVIOUS GRANTS		REQUEST AMOUNT	RECOMMENDATIONS		COUNCIL
			YEAR	AMOUNT		CDCIP	MAYOR	
3	Burbank Avenue Street Reconstruction Burbank Avenue from Glendale Drive to Redwood Drive SLC Engineering	Improvements to Burbank Avenue to include street reconstruction, curb, gutter, sidewalk, parkstrip landscaping, and storm drain improvements. Application is for construction costs. Design phase was funded in 2008-09 (34th Year) Inspection and administration: \$33,400 Construction: \$300,600	34th	27,000	334,000	334,000	334,000	
4	Ardmore Place Street Reconstruction Ardmore Place (350 North) from 200 West to 300 West SLC Engineering	Improvements to Ardmore Place, to include street reconstruction, curb, gutter, sidewalk, and storm drain improvements. RDA is contributing \$88,000 to the project. Inspection & administration: \$37,200 Construction: \$257,800	New		295,000	0	0	
		Street Construction Total			1,298,000	1,003,000	894,000	0
		Percent of Total				22.0%	19.6%	

SIDEWALKS								
1	Sidewalk Replacement Program City-wide in eligible areas SLC Engineering	Replace deteriorated and defective sidewalk in CDBG eligible areas to improve pedestrian access, safety and walkability. Design & Administration - \$56,900 Construction: \$343,100	34th 33rd 32nd 31st 30th Others Total	308,941 200,000 300,000 300,000 240,696 4,197,106 5,546,743	400,000	400,000	291,000	
		Sidewalks Total			400,000	400,000	291,000	0
		Percent of Total				8.8%	6.4%	

**SALT LAKE CITY CDBG PROGRAM
FUNDING RECOMMENDATIONS FOR 2009-10 (35TH YEAR)**

#	APPLICANT NAME PROJECT NAME	PROJECT DESCRIPTION	PREVIOUS GRANTS		REQUEST AMOUNT	RECOMMENDATIONS		COUNCIL
			YEAR	AMOUNT		CDCIP	MAYOR	
PARKS								
1	Rose Park Community Garden 880 North Cornell Street Rose Park Community Council	Purchase and install irrigation system, including pipes and fittings, drip and spray heads, valves and pump; and electricity to operate the system for a community garden that is operated by the Community Council for community use on City-owned land.	New		10,000	0	10,000	
2	Unity Center Community Garden 1383 South 900 West SLC HAND Division	Construct a community garden at the Sorenson Unity Center, to include site preparation, soil improvement, irrigation system and design and administration. The garden will be used by low income residents for education and resources to grow fresh fruits, herbs and vegetables for their families.	New		53,573	53,573	53,573	
3	Rosewood Park - Restroom Rehabilitation 1200 West 1300 North SLC Engineering	Reconstruct existing restroom to make it ADA accessible and to provide for individual privacy stalls. Construction: \$220,000 Engineering: \$40,000	New		260,000	260,000	260,000	
4	1700 South Jordan River Park - Soccer Field Development 1150 West 1700 South SLC Engineering	Remove berms and bumps from the former BMX course located at the southeast side of the park, and replace it with a new soccer field with sod and adjust sidewalk, irrigation system and landscape. Construction: \$ 230,000 Engineering - \$41,400	New		271,400	0	0	
5	1700 South Jordan River Park - Restroom Reconstruction 1700 South 1150 West SLC Engineering	Remove and reconstruct new restroom. Improvements to perimeter to include adjusting sidewalks, irrigation system and landscape. Construction: \$300,000 Engineering - \$54,000	New		354,000	0	0	

**SALT LAKE CITY CDBG PROGRAM
FUNDING RECOMMENDATIONS FOR 2009-10 (35TH YEAR)**

#	APPLICANT NAME PROJECT NAME	PROJECT DESCRIPTION	PREVIOUS GRANTS		REQUEST AMOUNT	RECOMMENDATIONS		COUNCIL
			YEAR	AMOUNT		CDCIP	MAYOR	
6	Jordan Meadows Park - Development 400 North & 1920 West SLC Engineering	Funding for improvements to a new neighborhood park that will include grading and earthwork, drainage, sidewalks, curbs, mow strips, rollerblade path, ADA ramps, parking, playground equipment, landscaping, irrigation system, sod, security lighting, utilities, benches, picnic tables, bike racks, and drinking fountain. 33rd Year funds for design. Construction: \$581,700 Engineering & administration: \$109,300	34th 33rd	0 35,000	691,000	0	218,119 Note 1	
7	Cottonwood Park - Sprinkler System Rebuild 300 North 1600 West SLC Engineering	Remove the current obsolete irrigation system and replace it with a new irrigation system. Replacement of damaged sod is also included. Construction: \$400,000 Engineering: \$72,000	New		472,000	0	0	
		Parks Total			2,111,973	313,573	541,692	0
		Percent of Total				6.9%	11.9%	

Note 1: Mayor Becker proposes that the remaining \$472,881 be funded with Federal Stimulus CDBG funds. He also proposes that #4 and # 5 be fully funded with the Stimulus CDBG funds.

**SALT LAKE CITY CDBG PROGRAM
FUNDING RECOMMENDATIONS FOR 2009-10 (35TH YEAR)**

#	APPLICANT NAME PROJECT NAME	PROJECT DESCRIPTION	PREVIOUS GRANTS		REQUEST AMOUNT	RECOMMENDATIONS		COUNCIL
			YEAR	AMOUNT		CDCIP	MAYOR	
PUBLIC SERVICES								
1	Alliance Community Services Health Education Services	Operational support for a program that provides health education presentations regarding breast examinations, mammograms, diabetes and arthritis to women in the Hispanic/Latino community.	New		19,388	0	0	
			Total	0				
2	Bad Dog Rediscovered America Art Instruction Outreach	Salaries and operational support for a program that provides after-school art outreach to students at Backman, Edison and Mountain View Elementary schools.	34th 33rd 32nd	10,000 5,000 5,000	15,000	5,000	10,000	
			Total	20,000				
3	Big Brothers Big Sisters of Utah School-based Mentoring Program 429 South 800 East, SLC 750 West 200 North, SLC 420 North 200 West, SLC	Salaries and operational support for a program that provides school-based mentoring program at Bennion, Jackson and Washington Elementary schools.	34th 33rd	10,000 5,000	10,000	5,000	5,000	
			Total	15,000				
4	Boys & Girls Clubs of GSL Capitol West Club 567 West 300 North, SLC	Salaries for an after-school program that provides core Club activities in guidance oriented character development programs to low income youth in the Jackson/Guadalupe area.	34th 33rd 32nd 31st 30th Others Total	20,000 30,000 30,000 30,000 34,000 514,000 658,000	37,005	20,000	20,000	
5	Boys & Girls Clubs of GSL Youth With a Voice Lied -464 South Concord St. Sugar House -968 E Sugarmont Dr Capitol West -567 West 300 North	Salaries, student incentives and supplies for a program that teaches life and social skills, provides recreational opportunities and leadership skills for at-risk youth (ages 11-17) at the three Salt Lake City centers.	34th 33rd 32nd 31st 30th Others Total	15,000 15,000 15,000 15,000 20,000 383,000 463,000	30,750	15,000	15,000	
6	Catholic Community Services St. Mary's Home for Men 745 East 300 South, SLC	Salaries for a program that provides residential substance abuse treatment for adult men.	34th 33rd 32nd Total	5,000 5,000 5,000 15,000	15,000	10,000	10,000	

**SALT LAKE CITY CDBG PROGRAM
FUNDING RECOMMENDATIONS FOR 2009-10 (35TH YEAR)**

#	APPLICANT NAME PROJECT NAME	PROJECT DESCRIPTION	PREVIOUS GRANTS		REQUEST AMOUNT	RECOMMENDATIONS		COUNCIL
			YEAR	AMOUNT		CDCIP	MAYOR	
7	Catholic Community Services St. Vincent de Paul Day Shelter 235 South Rio Grande, SLC	Salaries for a program that provides day shelter services for homeless persons, including showers, lockers, hygiene items, & health referrals.	34th 33rd 32nd 31st 30th Others Total	15,000 20,000 20,000 45,000 40,000 190,000 330,000	15,000	15,000	15,000	
8	Community Action Program Housing Outreach Rental Program 764 South 200 West, SLC	Salaries for a program that assists low/moderate income residents to obtain safe and affordable housing, by listing apartments for rent and providing renter training and referrals to other agencies for assistance.	34th 33rd 32nd 31st 30th Others Total	20,000 30,000 30,000 30,000 32,000 622,000 764,000	30,000	30,000	30,000	
9	Community Action Program Northwest Emergency Food Pantry 1300 West 300 North, SLC	Salaries for a program that provides emergency food supply to low-income westside residents.	34th 33rd 32nd 31st 30th Others Total	25,000 25,000 25,000 25,000 25,000 471,200 596,200	25,000	25,000	25,000	
10	Community Action Program Tenant Maintenance Project 764 South 200 West, SLC	Salaries for a program that provides home maintenance, money management training and other assistance to low-income households who rent.	34th 33rd 32nd 31st 30th Others Total	10,000 10,000 10,000 11,000 11,000 147,500 199,500	10,000	10,000	10,000	
11	Community Health Centers Healthcare Program Central City: 461 South 400 East Stephen D. Ratcliffe: 1365 W 1000 N	Operational support for a program that provides medical and dental care to uninsured and low-income persons at two community health centers.	34th 33rd 31st 30th 29th Others Total	75,000 89,283 90,000 90,000 100,000 270,000 714,283	84,230	75,000	75,000	

**SALT LAKE CITY CDBG PROGRAM
FUNDING RECOMMENDATIONS FOR 2009-10 (35TH YEAR)**

#	APPLICANT NAME PROJECT NAME	PROJECT DESCRIPTION	PREVIOUS GRANTS		REQUEST AMOUNT	RECOMMENDATIONS		COUNCIL
			YEAR	AMOUNT		CDCIP	MAYOR	
12	Crossroads Urban Center Emergency Food Pantry 347 South 400 East, SLC	Salaries for the food pantry program that provides food, referrals and emergency services to low-income and homeless persons.	34th	16,000	16,000	16,000	16,000	
			33rd	16,000				
			32nd	16,000				
			31st	16,000				
			30th	16,000				
			Others	281,000				
			Total	361,000				
13	Salt Lake Donated Dental Community Dental Project 1383 South 900 West, SLC	Salaries and operational support for a program that provides preventive and restorative dental treatment to homeless, indigent families and individuals.	34th	24,533	30,000	30,000	30,000	
			33rd	30,000				
			32nd	35,000				
			31st	30,000				
			29th	30,000				
			Others	99,597				
			Total	249,130				
14	English Skills Learning Center English Language Instruction 631 W North Temple & other sites	Salaries for a program that trains volunteers who in turn teach English language skills to non-English speaking refugees and immigrants.	34th	7,000	15,500	7,000	7,000	
			33rd	10,000				
			32nd	7,500				
			31st	5,000				
			30th	5,000				
			Others	64,000				
			Total	98,500				
15	Family Support Center Crisis Nursery 2020 S. Lake St, SLC.	Salaries for a program that provides free short-term crisis nursery services to families with children who are at risk for abuse or neglect.	34th	10,000	15,000	10,000	10,000	
			33rd	10,000				
			32nd	15,000				
			31st	10,000				
			30th	10,000				
			Others	50,000				
			Total	105,000				
16	Feed the Poor End Hunger In Salt Lake City Program 1485 South 1100 East - SLC	Operational support for a program that collects, packages and distributes perishable and non-perishable food to low income and homeless persons. The warehouse is located at 1899 South Redwood Road.	New		10,000	0	0	

**SALT LAKE CITY CDBG PROGRAM
FUNDING RECOMMENDATIONS FOR 2009-10 (35TH YEAR)**

#	APPLICANT NAME PROJECT NAME	PROJECT DESCRIPTION	PREVIOUS GRANTS		REQUEST AMOUNT	RECOMMENDATIONS		COUNCIL
			YEAR	AMOUNT		CDCIP	MAYOR	
17	Fourth Street Clinic Outreach Team & Triage System 235 South Rio Grande & local area	Salaries and operational support to provide medical services to homeless persons at the St. Vincent De Paul Day Shelter two days a week and to expand the outreach medical services to where the homeless gather and to provide a triage service at local homeless service providers to reduce the number of emergency medical calls for service that emergency teams respond to in the area.	34th	29,360	43,108	30,000	40,000	
			Total	29,360				
18	Guadalupe Center Early Learning Center Preschool Project 1050 West 500 South, SLC 340 S. Goshen St., SLC	Salaries and operational support for a program that provides home-based, school-based (Guadalupe Center) and Early Childhood Education Center-based (Neighborhood House) learning experiences to pre-school children and their parents to promote social, academic and literacy development.	34th	30,000	35,000	30,000	30,000	
			33rd	45,000				
			32nd	45,000				
			31st	45,000				
			30th	55,000				
			Others	323,150				
			Total	543,150				
19	Kostopulos Dream Foundation Summer Recreation Programs 2500 Emigration Canyon	Salaries and operational support, including meals, for a program that provides residential summer camp and outdoor trips for special needs children and adults.	34th	5,000	10,000	5,000	5,000	
			33rd	5,000				
			32nd	5,000				
			31st	5,000				
			30th	10,000				
			Total	30,000				
20	Legal Aid Society of Salt Lake Administrative Support Matheson Courthouse, SLC 205 North 400 West, SLC	Salaries for a program that provides legal representation to low-income persons with domestic relations cases (divorce, child custody, guardianship) and domestic violence cases (protective orders).	34th	10,000	15,000	10,000	10,000	
			33rd	10,000				
			32nd	15,000				
			31st	10,000				
			30th	10,000				
			Others	30,394				
			Total	85,394				
21	Literacy Action Center Learning Specialist SL County Housing Authority	Salaries for a program that provides literacy services to functionally-illiterate English-speaking adults to read and write English.	33rd	0	5,000	0	5,000	
			31st	2,000				
			30th	5,000				
			Total	7,000				
22	Multi-Cultural Legal Center Violence Against Women Immigration Relief Project 205 North 400 West, SLC YWCA - 344 East 300 South, SLC	Salaries and operational support for a program that provides legal representation to racial and ethnic communities on immigration and domestic violence cases.	34th	10,000	15,000	7,000	7,000	
			32nd	5,000				
			30th	5,000				
			Total	20,000				

CDBG

**SALT LAKE CITY CDBG PROGRAM
FUNDING RECOMMENDATIONS FOR 2009-10 (35TH YEAR)**

#	APPLICANT NAME PROJECT NAME	PROJECT DESCRIPTION	PREVIOUS GRANTS		REQUEST AMOUNT	RECOMMENDATIONS		COUNCIL
			YEAR	AMOUNT		CDCIP	MAYOR	
23	People Helping People Successful Employment Program 205 North 400 West, SLC	Salaries for a program that provides educational workshops focusing on employment and life skills topics for single parents, with single mothers being the primary target group.	34th 32nd 31st 30th 28th Others Total	5,000 10,000 5,000 5,000 15,000 51,405 91,405	15,000	5,000	5,000	
24	Rape Recovery Center Sexual Assault Crisis Intervention Services Various City hospital and clinic locations	Salaries and operational support for a program that provides crisis counseling and services for victims of sexual assault.	34th 33rd 32nd 31st 30th Others Total	35,000 40,000 35,000 35,000 30,000 212,060 387,060	45,000	35,000	35,000	
25	The Road Home Community Shelter Services 210 South Rio Grande, SLC	Salaries for a program that provides shelter and supportive services to help homeless persons gain skills to become self-sufficient and move to permanent housing.	34th 33rd 32nd 31st 30th Others Total	110,000 125,000 126,000 126,000 126,000 1,926,000 2,539,000	126,000	126,000	119,893	
26	Salt Lake County Comm. Resources & Development Division Community Access to Technology - Family Literacy Central City: 615 South 300 East NW Center: 1300 West 300 North	Operational support, to include software, headsets and flat screen monitors, for a program that provides a free computer lab for residents to do homework, apply for online jobs, conduct independent study and improve computer skills.	New		13,715	0	0	
27	Salt Lake Peer Court Program Support Matheson Courthouse	Salaries for a program that provides an alternate form of juvenile justice where youth are mentored by peers to strengthen ties to families, schools, and communities.	New		30,000	0	0	
28	South Valley Sanctuary Domestic Violence Crisis Shelter - Case Management 1853 W 7705 South, West Jordan	Salaries for a program that provides shelter and supportive services to men, women and children who have been victimized by domestic violence. Thirty-seven percent of clients come from SLC.	33rd	0	10,000	0	0	

**SALT LAKE CITY CDBG PROGRAM
FUNDING RECOMMENDATIONS FOR 2009-10 (35TH YEAR)**

#	APPLICANT NAME PROJECT NAME	PROJECT DESCRIPTION	PREVIOUS GRANTS		REQUEST AMOUNT	RECOMMENDATIONS		COUNCIL
			YEAR	AMOUNT		CDCIP	MAYOR	
29	Stand a Little Taller Stand a Little Taller Program 1574 West 1700 South, Suite 2D	Salaries, operational support and program support for a program that provides after school activities, educational counseling, tutoring and guidance and sporting activities for at-risk youth of gang affiliation.	New		399,100	0	0	
30	University Neighborhood Partnerships Hartland Partnership Center 1617 Secret Garden Lane, #172	Salaries and operational support for a program that develops youth partnerships and programming for immigrant and refugee youth in collaboration with University of Utah students and faculty.	New		22,044	0	0	
31	Utah Food Bank 211 Information & Referral 1025 South 700 West, SLC	Salaries and operational support for a service that provides information & referral services to low income residents who call the 211 telephone system number.	34th 33rd 32nd Total	5,000 5,000 5,000 15,000	50,000	5,000	5,000	
32	UT Health & Human Rights Project Case Management 225 South 200 East Suite 250, SLC	Salaries and operational support for a program that provides group-related case management, bi-lingual support and targeted education to help participants, to include survivors of torture and war-related trauma and human trafficking, to improve self-sufficiency.	34th 33rd 32nd Total	10,000 10,000 10,000 30,000	19,086	10,000	10,000	
33	Utah Nonprofit Housing Corporation Operational support Various City locations	Salaries for an agency that manages affordable housing units for approximately 1100 elderly and special needs persons in Salt Lake City.	34th 32nd 31st 30th 29th Others Total	10,000 20,000 25,000 30,000 30,000 350,000 465,000	20,000	10,000	7,000	
34	Valley Mental Health Case Management 1020 South Main Palmer Court - 999 South Main	Salaries for an agency that provides case management services to homeless persons and will target those living in the Regis Hotel to qualify for and obtain housing at Palmer Court and other sites throughout Salt Lake City.	34th 33rd 32nd 31st 30th Total	10,000 10,000 10,000 10,000 15,000 55,000	50,000	10,000	0	

**SALT LAKE CITY CDBG PROGRAM
FUNDING RECOMMENDATIONS FOR 2009-10 (35TH YEAR)**

#	APPLICANT NAME PROJECT NAME	PROJECT DESCRIPTION	PREVIOUS GRANTS		REQUEST AMOUNT	RECOMMENDATIONS		COUNCIL
			YEAR	AMOUNT		CDCIP	MAYOR	
35	Wasatch Community Gardens Youth Gardening Program 769 South 600 East, SLC 1037 West 300 North, SLC	Salaries for a program that targets low income at-risk youth ages 5 - 18 that teaches responsibility, cooperation and ecological awareness through hands-on gardening experiences.	34th	5,000	10,000	5,000	5,000	
			33rd	5,000				
			32nd	5,000				
			31st	5,000				
			30th	10,000				
			Others	158,000				
			Total	188,000				
36	YMCA After School and Summer Enrichment Program Various City locations	Salaries for a program that provides after-school and summer programs for elementary school children living in the homeless shelter.	34th	10,000	15,000	10,000	10,000	
			32nd	10,000				
			31st	10,000				
			30th	10,000				
			29th	10,000				
			Others	58,600				
			Total	108,600				
37	YWCA Domestic Violence Shelter & Supportive Services 322 East 300 South, SLC	Salaries and operational support for a program that provides crisis shelter and supportive services to women and children who are victims of domestic violence.	34th	35,000	50,000	35,893	35,000	
			33rd	40,000				
			32nd	40,000				
			31st	35,000				
			30th	40,000				
			Others	531,300				
			Total	721,300				
		Public Services Total			1,375,926	606,893	606,893	0
		Percent of Total				13.3%	13.3%	
		15% Cap on Public Services Difference			606,893	606,893	606,893	
					-769,033	0	0	0

**SALT LAKE CITY CDBG PROGRAM
FUNDING RECOMMENDATIONS FOR 2009-10 (35TH YEAR)**

#	APPLICANT NAME PROJECT NAME	PROJECT DESCRIPTION	PREVIOUS GRANTS		REQUEST AMOUNT	RECOMMENDATIONS		COUNCIL
			YEAR	AMOUNT		CDCIP	MAYOR	
PUBLIC SERVICE BUILDING IMPROVEMENTS								
1	Alliance House Apartment Rehabilitation 1805 South Main, SLC	Rehabilitate a nine unit apartment building for a program that provides services and housing for adults with serious and persistent mental illness. Rehabilitate bathrooms, to include water pipes, toilets, basins, bathtub, sinks and other fixtures (9 units and laundry): \$30,000 Replace grass with xeriscaping: \$3,000	34th 33rd 32nd 31st Total	39,000 17,500 18,000 60,000 134,500	33,000	33,000	33,000	
2	Asian Association of Utah Security and Safety Rehabilitation 1588 Major Street	Rehabilitate the service center that provides services to Asians, Pacific Islanders and other refugee and immigrant populations with social, education and cultural programs. Rebuild entryway: \$45,000 Reconstruct stairs: \$6,000 Reconstruct concrete in parking lot: \$ 5,000	23rd	38,000	56,000	0	0	
3	Boys and Girls Clubs Capitol West Improvements 567 West 300 North, SLC	Interior and exterior improvements to the Capitol West building for a program that provides after-school programs for Jackson area youth. Resurface parking lot: \$12,800 Rehabilitate boys and girls bathrooms, to include toilets, sinks, countertops, tile, etc.: \$25,000 Install new sound panels in gym: \$15,000	34th 33rd 31st 29th Total	97,600 31,500 15,000 16,500 160,600	52,800	25,000	25,000	
4	Boys and Girls Clubs Lied Club Improvements 464 South Concord, SLC	Improvements to Lied Club building that provides after-school programs for Glendale area youth. Replace carpet throughout: \$13,800 Replace front door: \$ 3,500	New		17,300	3,500	3,500	
5	Housing and Neighborhood Development Division Emergency Repair Fund City-wide locations	Funding for grants to nonprofit organizations when they experience unforeseen emergency repairs to their facilities.	33rd 31st 30th 29th Others Total	10,000 10,000 10,000 10,000 17,000 57,000	10,000	10,000	10,000	

**SALT LAKE CITY CDBG PROGRAM
FUNDING RECOMMENDATIONS FOR 2009-10 (35TH YEAR)**

#	APPLICANT NAME PROJECT NAME	PROJECT DESCRIPTION	PREVIOUS GRANTS		REQUEST AMOUNT	RECOMMENDATIONS		COUNCIL
			YEAR	AMOUNT		CDCIP	MAYOR	
6	Multi-Ethnic Development Corporation Masonry Restoration - Wendell Apartments 204 West 200 North	Apply a masonry sealer on deteriorating brick work to prevent further weather damage for a facility that provides 33 affordable housing units.	New		5,000	5,000	5,000	
7	Neighborhood House Adult Day Program - Replace HVAC unit & Rehabilitate Restroom 423 South 1100 West, SLC	Replace existing HVAC unit in the music therapy room and upgrade restrooms to ADA standards for the adult program that provides day care and supportive services to adults with age-related health issues. Rehabilitate restrooms: \$12,000 Replace HVAC system: \$9,000	34th 30th Total	10,000 25,525 35,525	21,000	21,000	21,000	
8	Odyssey House Adolescent Residential Facility - Rehabilitate Restrooms 607 East 200 South, SLC	Rehabilitate two restrooms and plumbing system at the adolescent residential treatment facility that provides residential substance abuse treatment services targeted to low and moderate-income adolescents.	34th 31st Total	2,500 59,400 61,900	30,000	30,000	30,000	
9	Salvation Army Adult Rehabilitation Facility Roof Replacement 252 South 500 East, SLC	Replace the leaking roof to prevent water damage of a facility that provides residential substance abuse treatment programs.	34th 33rd 32nd 31st Total	0 35,000 42,415 60,000 137,415	112,130	112,130	112,130	
10	Volunteers of America Homeless Youth Transition Home Improvements 718 South 600 East	Rehabilitate two restrooms, replace sewer lines and purchase and install a security camera at the facility that provides shelter and supportive services to homeless youth. East restroom rehabilitation: \$10,000 West restroom rehabilitation: \$16,000 Backyard security camera: \$700 Sewer line replacement: \$3,300	30th 29th 26th Total	39,500 10,000 50,000 99,500	30,000	30,000	30,000	
		Public Services Building Improvement Total			367,230	269,630	269,630	0
		Percent of Total				5.9%	5.9%	

**SALT LAKE CITY CDBG PROGRAM
FUNDING RECOMMENDATIONS FOR 2009-10 (35TH YEAR)**

#	APPLICANT NAME PROJECT NAME	PROJECT DESCRIPTION	PREVIOUS GRANTS		REQUEST AMOUNT	RECOMMENDATIONS		COUNCIL
			YEAR	AMOUNT		CDCIP	MAYOR	
PLANNING								
1	Rose Park Street and Drainage Study SLC Engineering	Funding for study of Rose Park area to determine and prioritize potential CDBG funded street and drainage projects, which is similar to that done in Glendale area.	New		40,000	0	0	
		Planning Total			40,000	0	0	0
		Percent of Total				0.0%	0.0%	

PERCENT FOR ART								
	SLC Percent for Art	Funding to provide enhancements to City properties through decorative pavements, railings, sculptures, fountains, and other works of art.	34th 33rd 32nd 31st 30th Others Total	25,000 5,952 5,000 6,000 3,000 44,450 89,402	3,000	3,000	10,000	
		Percent for Art Total			3,000	3,000	10,000	0
		Percent of Total				0.1%	0.2%	

CITY ADMINISTRATION								
1	City Attorney's Office	Partial funding for staff salaries to provide contract administration function for federal grants.	34th 33rd 32nd 31st 30th Others Total	55,432 55,432 55,432 55,432 55,432 764,988 1,042,148	55,432	55,432	55,432	
2	Finance Division	Partial funding for staff salaries & benefits to provide financial administration function for federal grants.	34th 33rd 32nd 31st 30th Others Total	43,680 43,680 43,680 43,680 43,680 491,560 709,960	43,680	43,680	43,680	

**SALT LAKE CITY CDBG PROGRAM
FUNDING RECOMMENDATIONS FOR 2009-10 (35TH YEAR)**

#	APPLICANT NAME PROJECT NAME	PROJECT DESCRIPTION	PREVIOUS GRANTS		REQUEST AMOUNT	RECOMMENDATIONS		COUNCIL
			YEAR	AMOUNT		CDCIP	MAYOR	
3	Finance Support	Partial funding for staff salaries & benefits to provide accounting services for federal grants.	34th	39,096	39,096	39,096	39,096	
			33rd	39,096				
			32nd	39,096				
			31st	48,287				
			30th	48,287				
			Others	4,628,489				
			Total	4,842,351				
4	Housing & Neighborhood Development	Funding for salaries, benefits and operational expenses of HAND to administer and monitor the federal grants and to conduct the community processes and environmental clearances. Increased request includes environmental planner position that provides environmental clearances for federal funded projects, previously listed in Planning.	34th	405,616	472,804	472,804	472,804	
			33rd	405,616				
			32nd	405,616				
			31st	405,616				
			30th	437,616				
			Others	2,546,729				
			Total	4,606,809				
5	Mayor's Office	Partial funding for salaries, benefits, and operational expenses of three positions to provide community relations support for federal grants.	34th	91,709	91,709	91,709	91,709	
			33rd	91,709				
			32nd	91,709				
			31st	91,709				
			30th	91,709				
			Others	1,334,544				
			Total	1,793,089				
		City Administration Total			702,721	702,721	702,721	0
		Percent of Total Grant			17.4%	17.4%		
		Planning & Administration Total			742,721	702,721	702,721	0
		20% Cap			809,191	809,191	809,191	809,191
		Difference			66,470	106,470	106,470	809,191

CONTINGENCY								
	Contingency	Funding set aside to cover unanticipated cost overruns on funded projects.	34th	35,000	0	63,895	46,776	
			33rd	30,000				
			32nd	30,294				
			31st	25,000				
			30th	80,000				
			29th	67,639				
		Contingency Total			0	63,895	46,776	0

**SALT LAKE CITY CDBG PROGRAM
FUNDING RECOMMENDATIONS FOR 2009-10 (35TH YEAR)**

#	APPLICANT NAME PROJECT NAME	PROJECT DESCRIPTION	PREVIOUS GRANTS		REQUEST AMOUNT	RECOMMENDATIONS		COUNCIL
			YEAR	AMOUNT		CDCIP	MAYOR	
TOTALS								
		TOTAL REQUESTED/RECOMMENDED			7,797,850	4,567,712	4,567,712	0
		GRANT AMOUNT AVAILABLE FOR REALLOCATION			4,045,953	4,045,953	4,045,953	4,045,953
					521,759	521,759	521,759	521,759
		TOTAL FUNDS AVAILABLE			4,567,712	4,567,712	4,567,712	4,567,712
		DIFFERENCE			-3,230,138	0	0	4,567,712

#	APPLICANT NAME PROJECT NAME	PROJECT DESCRIPTION	PREVIOUS GRANTS		JOBS GAINED	REQUEST AMOUNT	RECOMMENDATIONS	
			YEAR	AMOUNT			MAYOR	COUNCIL
STIMULUS CDBG PROJECTS								
1	1700 South Jordan River Park - Soccer Field Development 1150 West 1700 South SLC Engineering	Remove berms and bumps from the former BMX course located at the southeast side of the park, and replace it with a new soccer field with sod and adjust sidewalk, irrigation system and landscape. Construction: \$ 230,000 Engineering - \$41,400	New		15	271,400	271,400	271,400
2	1700 South Jordan River Park - Restroom Reconstruction 1700 South 1150 West SLC Engineering	Remove and reconstruct new restroom. Improvements to perimeter to include adjusting sidewalks, irrigation system and landscape. Construction: \$300,000 Engineering - \$54,000	New		10	354,000	354,000	354,000
3	Jordan Meadows Park - Development 400 North & 1920 West SLC Engineering	Funding for improvements to a new neighborhood park that will include grading and earthwork, drainage, sidewalks, curbs, mow strips, rollerblade path, ADA ramps, parking, playground equipment, landscaping, irrigation system, sod, security lighting, utilities, benches, picnic tables, bike racks, and drinking fountain. 33rd Year funds were for design. Construction: \$581,700 Engineering & administration: \$109,300	34th 33rd	0 35,000	10	691,000	472,881 Note 1	472,881
		Total			35	1,316,400	1,098,281	1,098,281
		Amount Available				1,098,281	1,098,281	
		Difference				-218,119	0	

Note 1: Mayor Becker proposes that the remaining \$218,119 of the cost of this park development be funded from the 2009-10 annual CDBG allocation.

**SALT LAKE CITY HOME PROGRAM
FUNDING RECOMMENDATIONS FOR 2009-10**

#	ORGANIZATION	DESCRIPTION	PREVIOUS		2009-10 REQUEST	RECOMMENDATIONS		
			AMOUNTS	YEAR		HTFAB	MAYOR	COUNCIL
1	Salt Lake Community Action Program 764 South 200 West TBRA program	To provide tenant based rental assistance to 80 homeless clients, residents of mobile homes in parks targeted for relocation, special needs clients, and other at-risk populations in order to transition them into housing and maximize stability.	70,000 No app 70,000 70,000 75,000	08/09 07/08 06/07 05/06 04/05	70,000	70,000	70,000	
2	SL Community Development Corporation 501 East 1700 South Own in Salt Lake Program	To provide a loan/grant for 25-30 low/mod first time home buyers for down payment assistance or closing costs. If the buyer resides in the home for 15 years, the funding becomes a grant; otherwise the owner repays the money at the time of the sale.	125,000 175,000 175,000 135,000 125,000 75,000 50,000	08/09 07/08 06/07 05/06 04/05 03/04 02/03	250,000	103,591	103,591	
3	SL Community Development Corporation 501 East 1700 South Property Acquisition/New Construction	Funding for acquisition, demolition, and/or new construction of 3-5 properties to provide affordable housing for low- and moderate-income households. CDC is also requesting flexibility to write off costs and/or provide recapturable soft second mortgages. CDC is requesting to retain recaptured funds for investment in other affordable housing projects and not return those funds to SLC.	0 125,000 125,000 0 180,000 135,000 192,500 100,000	08/09 07/08 06/07 05/06 04/05 03/04 02/03 01/02	300,000	0	0	
4	Crossroads Urban Center Utah Resident Owned Communities The Sara House	Funding for land acquisition, site preparation and associated soft and hard costs to develop one to two demonstration model homes out of 40-foot shipping containers. The project will be inexpensively completed using green building techniques for maximum affordability and minimum environmental impact.	New		98,000	0	0	
5	NeighborWorks Salt Lake 622 West 500 North CHDO application Rebuild & Revitalize Blight project	Funding to target and acquire boarded and/or vacant properties in the Glendale, Poplar Grove, Fairpark, Rose Park, Jordan Meadows, West Pointe & West Capitol Hill areas and develop them into affordable housing for first time home buyers earning 80% of the median income or less. Components of the project will include planning, predevelopment, site improvements, development, rehabilitation and financing. They anticipate providing services to 20 people.	500,000 568,339 456,172 370,479 464,532 217,953 477,800	08/09 07/08 06/07 05/06 04/05 03/04 02/03	500,000	500,000	500,000	

HOME

**SALT LAKE CITY HOME PROGRAM
FUNDING RECOMMENDATIONS FOR 2009-10**

#	ORGANIZATION	DESCRIPTION	PREVIOUS		2009-10 REQUEST	RECOMMENDATIONS		
			AMOUNTS	YEAR		HTFAB	MAYOR	COUNCIL
6	The Road Home 210 South Rio Grande TBRA program	To provide tenant based rental assistance to homeless, special needs, and other at-risk populations in order to transition them into permanent housing and maximize stability. They anticipate serving 27 people with these funds.	80,000	08/09	100,000	100,000	100,000	
			75,000	07/08				
			75,000	06/07				
			75,000	05/06				
			75,000	04/05				
7	SLC Housing & Neighborhood Development 451 S. State Street, Rm 406 Housing Rehab and FT HB	Funding for the homeowner rehabilitation program, First Time Home Buyer Assistance, emergency repair program, acquisition, new construction, and financial services programs. They anticipate providing 110 housing rehabilitations and funding 20 First Time Home Buyer projects. Requested increase is due to increases in housing costs and interest rates.	570,000	08/09	690,000	690,000	690,000	
			570,000	07/08				
			570,000	06/07				
			570,000	05/06				
			570,000	04/05				
8	Utah Nonprofit Housing Corporation Riverwood Cove Apartments CHDO application	Funding for rehabilitation of the Riverwood Cove Apartment project located at 528 North Riverside Drive to include reroofing and insulation costs. This is a low-income housing tax credit project. The project consists of 110 units, 6 of which will be fully accessible.	40,763	08/09	150,000	150,000	150,000	
9	Administrative Costs SLC - HAND 451 S. State Street, Rm 406	Funding to administer the HOME program (10% of the total HOME allocation).	123,646	08/09	123,646	123,646	123,646	
			127,971	07/08				
			129,214	06/07				
			137,384	05/06				
			145,504	04/05				
	03/04							
		Total Requested/Recommended			2,281,646	1,737,237	1,737,237	0
		GRANT AMOUNT			1,236,465	1,236,465	1,236,465	
		Reallocated Funds			500,772	500,772	500,772	
		Total Available for Funding			1,737,237	1,737,237	1,737,237	0
		Available Balance			-544,409	0	0	0

**SALT LAKE CITY ADDI PROGRAM
FUNDING RECOMMENDATIONS FOR 2009-10**

#	ORGANIZATION	DESCRIPTION	PREVIOUS		2009-10 REQUEST	RECOMMENDATIONS		
			AMOUNT	YEAR		HTFAB	MAYOR	COUNCIL
1	NeighborWorks Salt Lake 622 West 500 North West Side Dream Home Investment Program	NeighborWorks Salt Lake will provide down payment and closing cost assistance, or first mortgage interest subsidies, or rehabilitation in conjunction with a housing purchase for approx. 7 low- moderate-income first time homebuyers purchasing homes in west side neighborhoods. Grants will not exceed \$10,000.	5,524	08/09	50,000	5,523	5,523	
			13,700	07/08				
			13,700	06/07				
			25,000	05-06				
			46,089	04-05				
			31,429	03-04				
2	Salt Lake City Housing and Neighborhood Development 451 S. State - Room 425 First Time Home Buyer Downpayment Assistance	HAND will provide down payment assistance to approximately 7 low- moderate-income first time homebuyers. Grants will not exceed \$10,000.	5,523	08/09	70,000	5,524	5,524	
			13,641	07/08				
			10,216	06/07				
			15,000	05-06				
			50,000	04-05				
			50,000	03-04				
		TOTAL REQUESTED/RECOMMENDED			120,000	11,047	11,047	0
		GRANT AMOUNT			11,047	11,047	11,047	11,047
		Available Balance			-108,953	0	0	11,047

**SALT LAKE CITY HOPWA PROGRAM
FUNDING RECOMMENDATIONS FOR 2009-10**

#	ORGANIZATION	DESCRIPTION	PRIOR		REQUEST AMOUNT	RECOMMENDATIONS			
			AMOUNTS	YEAR		HIV/AID	HTFAB	MAYOR	COUNCIL
1	Housing Authority of Salt Lake City	Funds to provide tenant-based rental assistance to 33 low-income households with HIV/AIDS. Tenant-based rental assistance: \$149,292 Administration: \$10,450 The City Housing Authority received \$98,752 for 2008/2009 in a second round of funding which included no administrative expenses.	98,752 133,750 145,000 146,467 140,000 140,000 117,000 116,000	09/10 08/09 07/08 06/07 05/06 04/05 03/04 02/03 01/02	159,742	110,001	110,001	110,001	
2	Housing Authority of the County of Salt Lake	Funds to provide tenant-based rental assistance to 10 low-income households with HIV/AIDS. Tenant-based rental assistance: \$59,055 Administration: \$4,445 The County Housing Authority initially received \$38,500 for 2008/2009, but in a second round of funding was awarded an additional \$25,000 which increased its total allocation to \$63,500.	63,500 38,500 38,000 38,500 17,835	09/10 08/09 07/08 06/07 05/06 04/05	63,500	63,500	63,500	63,500	
3	West Valley City Housing Authority	Funds to provide tenant-based rental assistance to 6 low-income households with HIV/AIDS. Tenant-based rental assistance: \$30,000 Administration: \$2,100	32,100 32,100 30,000 30,600 25,000	09/10 08/09 07/08 06/07 05/06 04/05	32,100	32,100	32,100	32,100	
4	Multi-Ethnic Development Corporation	Funds to provide project-based rental assistance to 3-5 low income households with HIV/AIDS. Project-based rental assistance: \$7,500	7,500 7,500 4,500 5,000 5,000	09/10 08/09 07/08 06/07 05/06 04/05	7,500	7,500	7,500	7,500	

**SALT LAKE CITY HOPWA PROGRAM
FUNDING RECOMMENDATIONS FOR 2009-10**

#	ORGANIZATION	DESCRIPTION	PRIOR		REQUEST AMOUNT	RECOMMENDATIONS			
			AMOUNTS	YEAR		HIV/AID	HTFAB	MAYOR	COUNCIL
5	Robert A. Willey Apartments	Funds to provide project-based rental assistance to 4-6 low-income households with HIV/AIDS. Project-based rental assistance: \$19,700	19,500 19,500 19,000 19,500 18,000 18,000 17,500	09/10 08/09 07/08 06/07 05/06 04/05 03/04 02/03	19,000	19,000	19,000	19,000	
6	Salt Lake Community Action Program	Funds to provide housing information and referral services to 120 households including short-term rent, mortgage and utility assistance (STRMU) to 50 households and permanent housing placement assistance (PHP) to 70 households. HOPWA Housing Specialists: \$36,600 (Partial salaries, taxes and benefits for two housing specialists) Mileage for the housing specialists: \$480 STRMU: \$40,000 Permanent housing placement: \$31,730 Administration: \$8,190	117,000 116,782 90,000 150,000 150,000 150,000 149,500 160,000	09/10 08/09 07/08 06/07 05/06 04/05 03/04 02/03 01/02	117,000	117,000	117,000	117,000	
7	Utah AIDS Foundation	Funds to provide case management, including assistance with housing-related issues, to 92 persons living with HIV/AIDS. Case Managers: \$18,600 (Partial salaries, taxes and benefits) Administration: \$1,400	15,000 15,000 14,554 15,000 15,000 15,000 10,000 10,000	09/10 08/09 07/08 06/07 05/06 04/05 03/04 02/03 01/02	20,000	10,000	10,000	10,000	
8	Kenyon Consulting	Funds to serve as the HOPWA Housing Coordinator for Salt Lake, Summit, and Tooele counties Technical support: \$4,500	4,500 4,500 4,500 7,000 7,000 7,000 7,000	09/10 08/09 07/08 06/07 05/06 04/05 03/04 02/03	4,500	4,500	4,500	4,500	

**SALT LAKE CITY HOPWA PROGRAM
FUNDING RECOMMENDATIONS FOR 2009-10**

#	ORGANIZATION	DESCRIPTION	PRIOR		REQUEST AMOUNT	RECOMMENDATIONS			
			AMOUNTS	YEAR		HIV/AID	HTFAB	MAYOR	COUNCIL
9	Administration	Funds to Grantee to provide management, oversight, and monitoring of the HOPWA program. Administration: \$10,000	10,000 10,000 10,620 10,620 11,550	09/10 08/09 07/08 06/07 05/06 04/05	10,000	10,000	10,000	10,000	
		Total requested and recommended			433,342	373,601	373,601	373,601	
		Estimated 2009/2010 grant amount			357,000	357,000	357,000	357,000	
		Carry-forward funds			16,601	16,601	16,601	16,601	
		Estimated total funds available			373,601	373,601	373,601	373,601	
		Difference			-59,741	0	0	0	

The Entitlement Review Committee recommended if more HOPWA funding is received than estimated that it be allocated to the Housing Authority of Salt Lake City and if less HOPWA funding is received than anticipated that the difference be split between the Housing Authority of Salt Lake City and the Housing Authority of the County of Salt Lake. The Utah State Department of Health recommended that the Utah AIDS Foundation receive \$10,000 for case management on the basis that the Department of Health also provides case management funding to the Utah AIDS Foundation which it typically does not fully use. The Entitlement Review Committee agreed with the recommendation of the Utah State Health Department. The Housing Trust Fund Advisory Board recommended the same allocation of HOPWA funds as that proposed by the Entitlement Review Committee.

**SALT LAKE CITY ESG PROGRAM
FUNDING RECOMMENDATIONS FOR 2009-10**

#	APPLICANT NAME PROJECT NAME	DESCRIPTION	PREVIOUS		REQUEST AMOUNT	RECOMMENDATIONS		
			AMT.	YEAR		CDCIP	MAYOR	COUNCIL
1	Catholic Community Services St. Mary's Home for Men 745 East 300 South	Funding for operations of a program that provides residential substance abuse treatment shelter to low-income and/or chronically homeless men. Utilities - \$16,512 Insurance - \$1,388 Laundry equipment leases - \$1,100 Building & janitorial maintenance services - \$1,000	10,000	08/09	20,000	10,000.00	10,000.00	
			7,000	07/08				
			7,000	06/07				
			5,000	05/06				
			5,000	04-05				
			9,000	Others				
			43,000	Total				
2	Catholic Community Services St. Vincent de Paul Day Shelter 235 South Rio Grande	Funding for operations for program that provides basic day shelter services for homeless individuals and families, including showers, lockers, hygiene items, phone and mail services and health referrals. Utilities - \$4,000 Insurance - \$1,000	5,000	08/09	5,000	5,000.00	5,000.00	
			5,000	07/08				
			5,000	06/07				
			5,000	05/06				
			5,000	04/05				
			25,000	Total				
			3	Salt Lake Community Action Program 764 South 200 West Emergency Housing Assistance				
15,000	07/08							
15,000	06/07							
15,000	05/06							
15,407	04/05							
51,000	Others							
126,407	Total							
4	Family Promise - Salt Lake 814 West 800 South Day Center Operations	Funding for operations for a program that provides shelter, basic services, case management and mentoring to homeless families with children in partnership with 38 local congregations. *Salaries - \$20,000	5,000	08/09	20,000	5,572.97	5,572.97	
			5,000	02/03				
			5,000	00/01				
			4,800	99/00				
			6,000	98/99				
			25,800	Total				
			5	Odyssey House Women & Children's Program 42 South 500 East				
7,000	07/08							
7,000	06/07							
7,000	05/06							
7,000	04/05							
19,800	Others							
54,800	Total							

**SALT LAKE CITY ESG PROGRAM
FUNDING RECOMMENDATIONS FOR 2009-10**

#	APPLICANT NAME PROJECT NAME	DESCRIPTION	PREVIOUS		REQUEST AMOUNT	RECOMMENDATIONS		
			AMT.	YEAR		CDCIP	MAYOR	COUNCIL
6	The Road Home 210 South Rio Grande Emergency Shelter	Funding for operations for program that provides emergency shelter and supportive services to homeless families, women, and men. Utilities - \$20,000 Repair & maintenance - \$30,000 *Maintenance salary - \$9,000 Equipment leases - \$6,000 Insurance - \$25,000	90,000	08/09	90,000	90,000.00	90,000.00	
			90,000	07/08				
			90,000	06/07				
			90,000	05/06				
			90,000	04/05				
			360,000	Others				
			810,000	Total				
7	Valley Mental Health Safe Haven 550 W 700 S	Funding for operations of program that provides emergency shelter and supportive services for homeless individuals with severe and debilitating mental illness. Maintenance, grounds & building (contract) - \$20,000 Utilities - \$10,000	16,000	08/09	30,000	20,000.00	20,000.00	
			19,476	07/08				
			21,919	06/07				
			20,000	05/06				
			20,000	04/05				
			142,200	Others				
			239,595	Total				
8	YWCA 322 East 300 South Residential Self-Sufficiency Program	Funding for operations and essential services for program which provides transitional housing and supportive services to homeless single women in transition from homelessness. Utilities - \$10,000 Building maintenance - \$7,000 Essential services - Salaries & benefits - \$13,000	27,924	08/09	30,000	30,000.00	30,000.00	
			27,000	07/08				
			27,000	06/07				
			27,118	05/06				
			20,000	04/05				
			70,000	Others				
			199,042	Total				
		TOTAL REQUESTS/RECOMMENDATIONS			218,000	183,572.97	183,572.97	0.00
		TOTAL ESG GRANT AVAILABLE			180,140.00	180,140.00	180,140.00	180,140.00
		AVAILABLE FOR REALLOCATION			3,432.97	3,432.97	3,432.97	3,432.97
		TOTAL FUNDS AVAILABLE			183,572.97	183,572.97	183,572.97	183,572.97
		DIFFERENCE			-34,427.03	0.00	0.00	183,572.97

*Federal ESG regulations limit the amount that can be paid for salaries in the operations category to 10% of the grant or \$18,147.

Two applicants (#4 and #6) have requested operations salaries totaling \$29,000, which is over the cap. If both are funded, one or both would need to be trimmed to meet the cap.

Under the CDCIP and Mayor's recommendations, the salaries total \$14,572.97, which is under the cap.

SALT LAKE CITY CORPORATION


FRANK B. GRAY
DIRECTOR

DEPARTMENT OF COMMUNITY & ECONOMIC DEVELOPMENT
OFFICE OF THE DIRECTOR

RALPH BECKER
MAYOR

MARY DE LA MARE-SCHAEFER
DEPUTY DIRECTOR

ROBERT FARRINGTON, JR.
DEPUTY DIRECTOR



CITY COUNCIL TRANSMITTAL

A handwritten signature in blue ink, appearing to be "D. Everitt", written over a horizontal line.

David Everitt, Chief of Staff

Date Received: JAN 6, 2009

Date Sent to City Council: JAN 6, 2009

TO: Salt Lake City Council
Jill Remington-Love, Chair

DATE: January 5, 2009

FROM: Frank Gray, Community & Economic
Development Department Director

A handwritten signature in blue ink, appearing to be "Frank Gray", written over a horizontal line.

SUBJECT: Appropriation Resolution adopting the One-year Action Plan for 35th Year Community Development Block Grant (CDBG) Funding, HOME Investment Partnerships Program Funding, American Dream Downpayment Initiative (ADDI) Funding, Emergency Shelter Grant (ESG) Funding, and Housing Opportunities for Persons with AIDS (HOPWA) Funding for Fiscal Year 2009-10 and Approving Interlocal Cooperation Agreement between Salt Lake City and the U.S. Department of Housing and Urban Development (HUD).

STAFF CONTACT: LuAnn Clark, Director, Housing and Neighborhood Development Division, at 535-6136, or luann.clark@slcgov.com

ACTION REQUIRED: That the City Council:

1. Schedule Mayor Becker's funding recommendation presentation for March 3, 2009;
2. Schedule the required public hearing for March 10, 2009; and
3. Adopts the One-year Action Plan as outlined in the attached resolution for CDBG, HOME, ADDI, ESG, and HOPWA funds.

DOCUMENT TYPE: Resolution

BUDGET IMPACT: Grants funds from the U.S. Department of Housing and Urban Development for 2009-10

DISCUSSION:

Issue Origin: Salt Lake City (City) is a direct entitlement that receives Community Development Block Grant funds (CDBG), HOME Investment Partnerships funds (HOME), American Dream Downpayment Initiative funds (ADDI), Emergency Shelter Grant funds (ESG) and Housing Opportunities for Persons with AIDS funds (HOWPA) from the U.S. Department of Housing and Urban Development (HUD).

Analysis: In January the City usually receives our allocation amounts for all grants from HUD, however this year Congress has adopted a continuing resolution to March of 2009 and not a final budget. HUD will not be able to announce the allocation amounts for each of the grant programs and their recipients until a final budget is adopted or a continuing resolution is adopted for the full year.

Due to the late adoption of the federal budget, we are submitting a draft resolution without the appropriate dollar amounts included for fiscal year 2009. As soon as the City receives the allocation amounts, a new resolution will be prepared and submitted to the City Council for their review and consideration. The City Attorney's Office has preliminary reviewed the draft resolution and will approve the final before it transmitted for Council review. A copy of the One-year Action plan for all grants will also be attached to the resolution after the City Council has made final funding decisions.

The draft resolution does include the dollar amounts for funds that will be recaptured and available for reallocation. Those amounts are as follows:

- CDBG - \$521,759.00
- HOME - \$500,772.00
- HOPWA - \$16,601.02
- ESG - \$3,432.97

The Community Development Capital Improvement Board and the Housing Trust Fund Board have reviewed applications and will be making funding recommendations. The Boards will be using an estimated amount of funding for each grant, based on the total budget adopted for HUD. Each of the Boards will also include recommendations on projects that should receive more or less funding if the final allocation amounts are different than our estimates. The advisory boards' recommendations are then forwarded to the Mayor for his review and consideration.

Recommendation: The Administration is recommending that the City Council set March 3, 2009, as the date the Mayor will present his funding recommendations to the City Council and March 10, 2009 as the public hearing date. A copy of the Mayor's funding recommendations, as well as the appropriate board's recommendation, will be provided at the time of the Mayor's presentation.

PUBLIC PROCESS:

The Council will hold a Public Hearing on March 10, 2009, to hear from the public and applicants regarding recommendations for funding. The Council will then meet at a future time to adopt the resolution with the Council's final funding decisions. This proposed schedule will help meet the federal deadlines of May 15, 2009.

An open house was held on January 12, 2009, allowing the public another opportunity to review and give input on the projects the City may fund with the federal dollars.

RELEVANT ORDINANCES:

None

TABLE OF CONTENTS

Attachment A – Draft Resolution Adopting One-Year Action Plan for Federal HUD Funds for 2009-10 Fiscal Year

Attachment A
Resolution
adopting Annual
Action Plan

RESOLUTION NO. __ OF 2009

APPROPRIATION RESOLUTION ADOPTING THE ONE-YEAR ACTION PLAN FOR
35th YEAR COMMUNITY DEVELOPMENT BLOCK GRANT FUNDING,
HOME INVESTMENT PARTNERSHIPS PROGRAM FUNDING,
AMERICAN DREAM DOWNPAYMENT INITIATIVE FUNDING,
EMERGENCY SHELTER GRANT FUNDING, AND
HOUSING OPPORTUNITIES FOR PERSONS WITH AIDS FUNDING
(FISCAL YEAR 2009-10)
AND APPROVING INTERLOCAL COOPERATION AGREEMENT
BETWEEN SALT LAKE CITY AND
THE U.S. DEPARTMENT OF HOUSING AND URBAN DEVELOPMENT

WHEREAS, Salt Lake City (City) is entitled under 24 Code of Federal Regulations (CFR), Part 91, et al., to receive Community Development Block Grant (CDBG) funds in the amount of \$_____, HOME Investment Partnerships Program (HOME) funds in the amount of \$_____, American Dream Downpayment Initiative (ADDI) funds in the amount of \$_____, Emergency Shelter Grant (ESG) funds in the amount of \$_____, and Housing Opportunities for Persons with AIDS (HOPWA) funds in the amount of \$_____ from the U.S. Department of Housing and Urban Development (HUD) for program year 2009-10; and

WHEREAS, the City will also reprogram these funds: \$521,759.00 recaptured from prior year CDBG allocations; \$500,772.00 from prior year HOME allocations; \$16,601.02 from prior year HOPWA allocations; and \$3,432.97 from prior year ESG allocations; and

WHEREAS, it is in the best interests of the people of Salt Lake City that the City file an application with HUD for said funds in accordance with 24 CFR Part 91; and

WHEREAS, the public notices, hearings, and other pre-submission requirements as set forth in 24 CFR Part 91 have been accomplished by the City, including but not limited to the following: A public hearing held March 10, 2009 to consider a proposed list of CDBG, HOME, ADDI, ESG and HOPWA projects to be funded and to obtain the views of citizens regarding the City's One-year Action Plan; and

WHEREAS, the City Council does now meet this _____, 2009 to adopt the City's 2009-10 One-year Action Plan for CDBG, HOME, ADDI, ESG, and HOPWA funds;

NOW, THEREFORE, be it resolved by the City Council of Salt Lake City, Utah, as follows:

1. That the City hereby adopts its One-Year Action Plan for CDBG, HOME, ADDI, ESG, and HOPWA funds as set forth in Exhibit "A" attached hereto and made a part hereof by this reference.

2. That the Mayor, as the official representative of the City, is hereby authorized to submit the City's One-Year Action Plan for CDBG, HOME, ADDI, ESG, and HOPWA funds together with such additional information and certifications as may be required under 24 CFR Part 91 to the U.S. Department of Housing and Urban Development.

3. That the Mayor, as the official representative of Salt Lake City, or his designee, is hereby authorized to sign and execute the HUD Grant Agreement and any and all subsequent agreements between the City and other public entities resulting from and consistent with the HUD Grant Agreement, subject to final approval as to form by the City Attorney.

Passed by the City Council of Salt Lake City, Utah, this _____, 2009

SALT LAKE CITY COUNCIL

By _____
CHAIR

ATTEST:

CITY RECORDER

APPROVED AS TO FORM
Salt Lake City Attorney's Office
Date 12/22/08
By [Signature]

EXHIBIT "A"

Funding Recommendations for 2009-10. Exhibit "A" attached hereto, shall include the Funding Recommendations for the CDBG Program, the Funding Recommendations for the HOME Program, the Funding Recommendations for the ADDI Program, the Funding Recommendations for the HOPWA Program, and the Funding Recommendations for the ESG Program, (collectively referred to as the "One-Year Action Plan"). The One-Year Action Plan was presented to the City Council on March 3, 2009 when the Mayor made his funding recommendations and adopted by the City Council on _____, 2009.